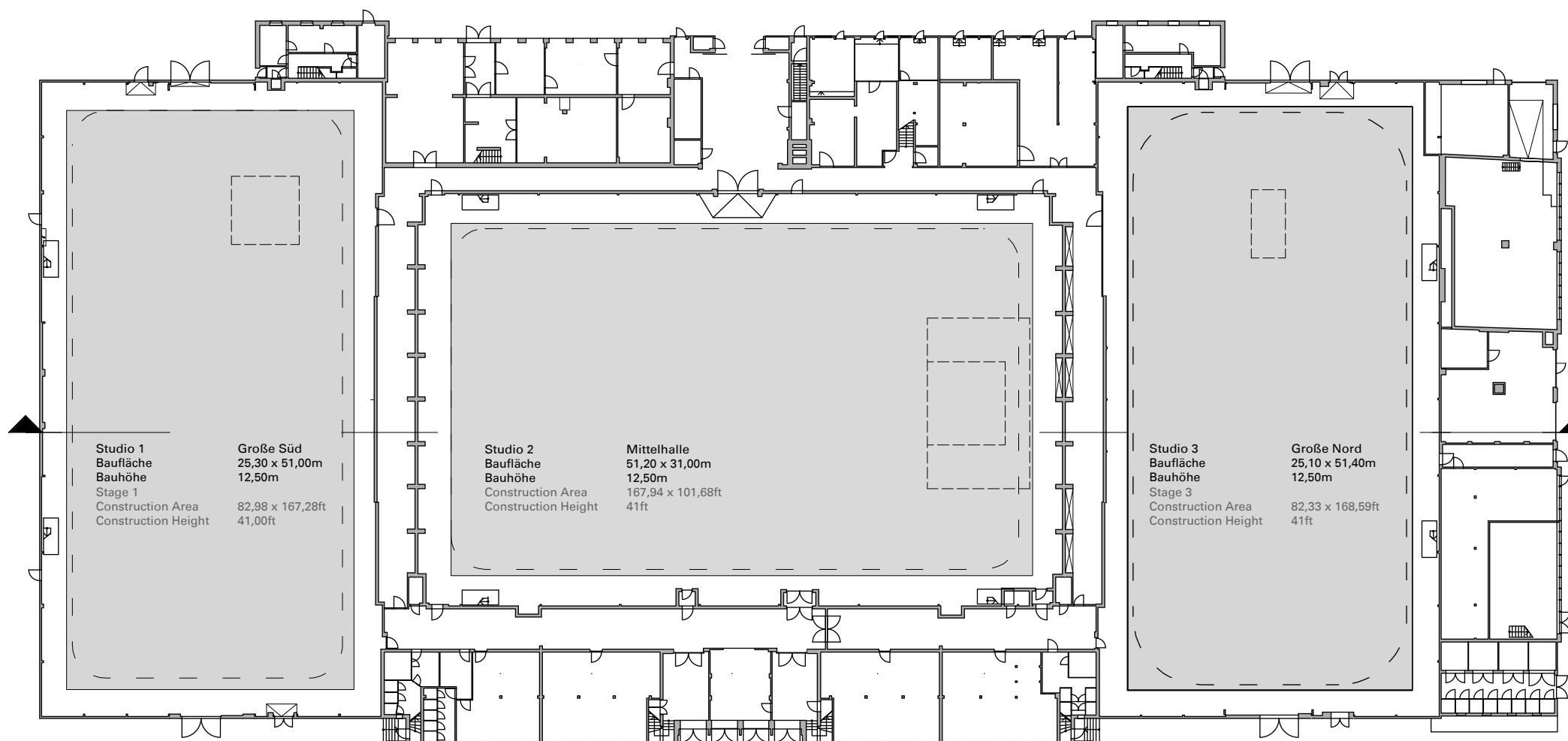
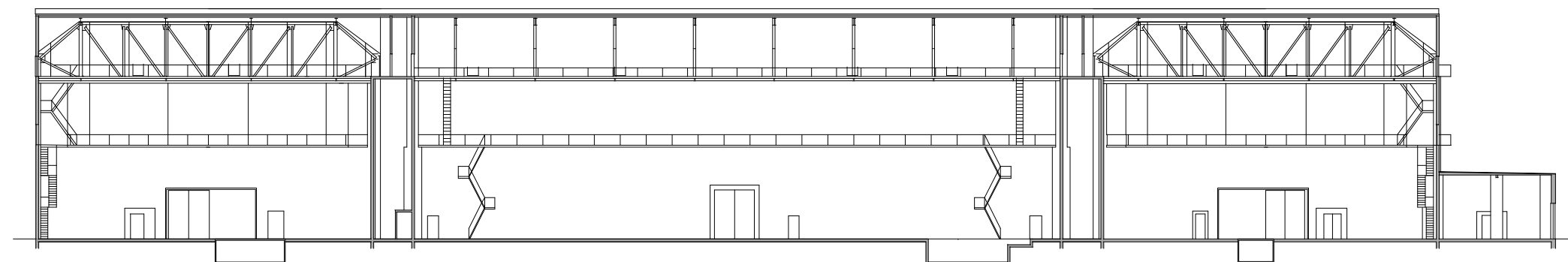


Haus 1 Building 1
Marlene-Dietrich-Halle

Studio 1, 2, 3
Stage 1, 2, 3

Grundriss M 1:500 @A3
Floor Plan 1:500



Studiofläche 5393m²
Total Area 58050ft²

Studio 1, 3 51,40 x 25,10m
Baufläche 51,00 x 25,30m
Construction Area 168,59 x 82,98ft

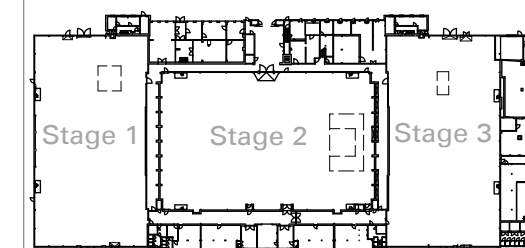
Studio 2
Baufläche 51,20 x 31,00m
Construction Area 167,94 x 101,68ft

Bauhöhe 12,50m
Construction Height 41ft

max.Bodenbelastung 1000kg/m²
max.Floor Load Capacity 200lb/ft²

Alle Maße sind vor Ort zu prüfen.
All measurements are to be checked on site.

Haus 1 Marlene-Dietrich-Halle
Studios 1 / 2 / 3



Studio 1
Baufläche 25,30 x 51,00m
Bauhöhe 12,50m
Stage 1
Construction Area 82,98 x 167,28ft
Construction Height 41,00ft

Große Süd
25,30 x 51,00m
12,50m

Studio 2
Baufläche 51,20 x 31,00m
Bauhöhe 12,50m
Construction Area 167,94 x 101,68ft
Construction Height 41ft

Mittelhalle
51,20 x 31,00m
12,50m

Studio 3
Baufläche 25,10 x 51,40m
Bauhöhe 12,50m
Stage 3
Construction Area 82,33 x 168,59ft
Construction Height 41ft

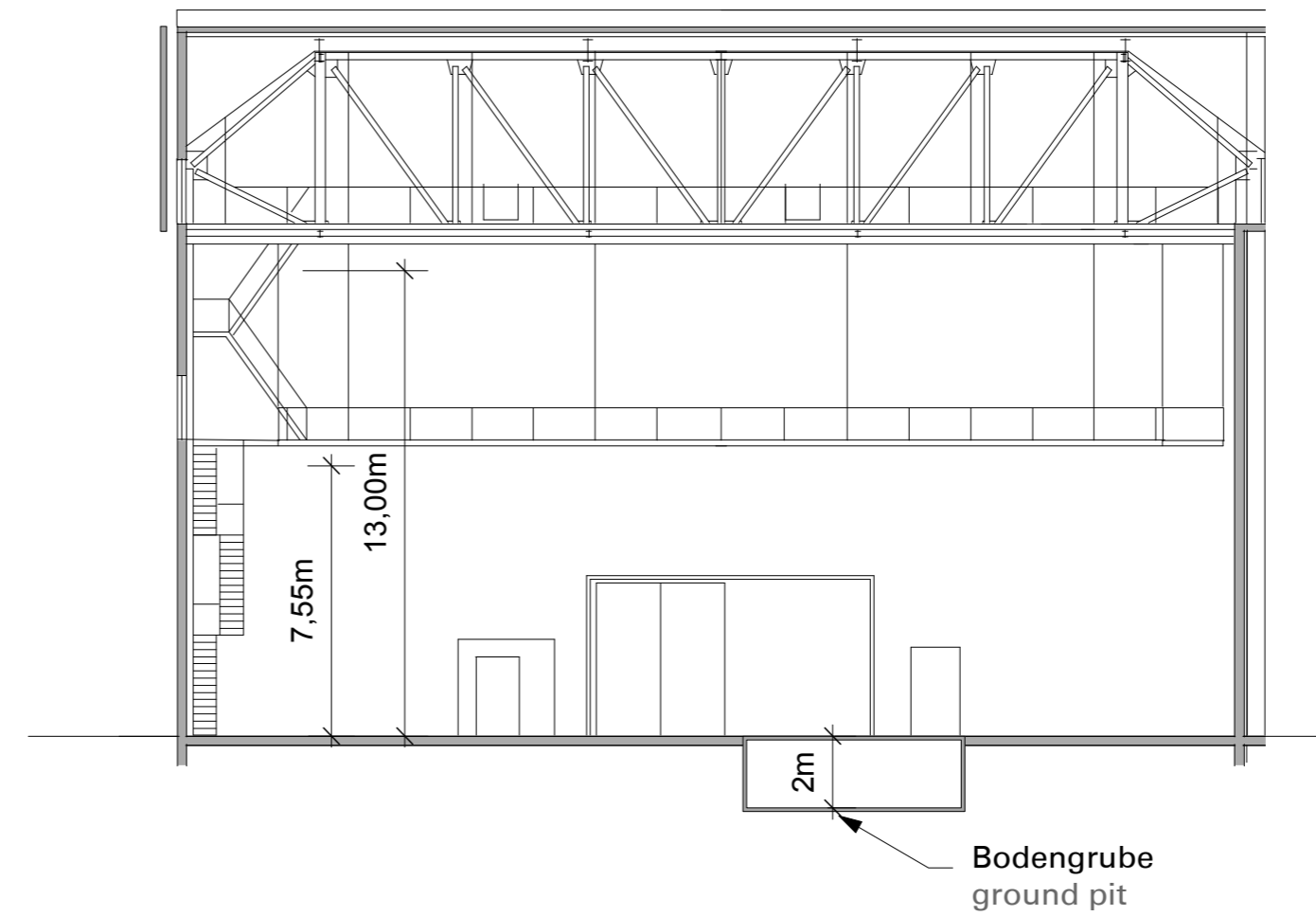
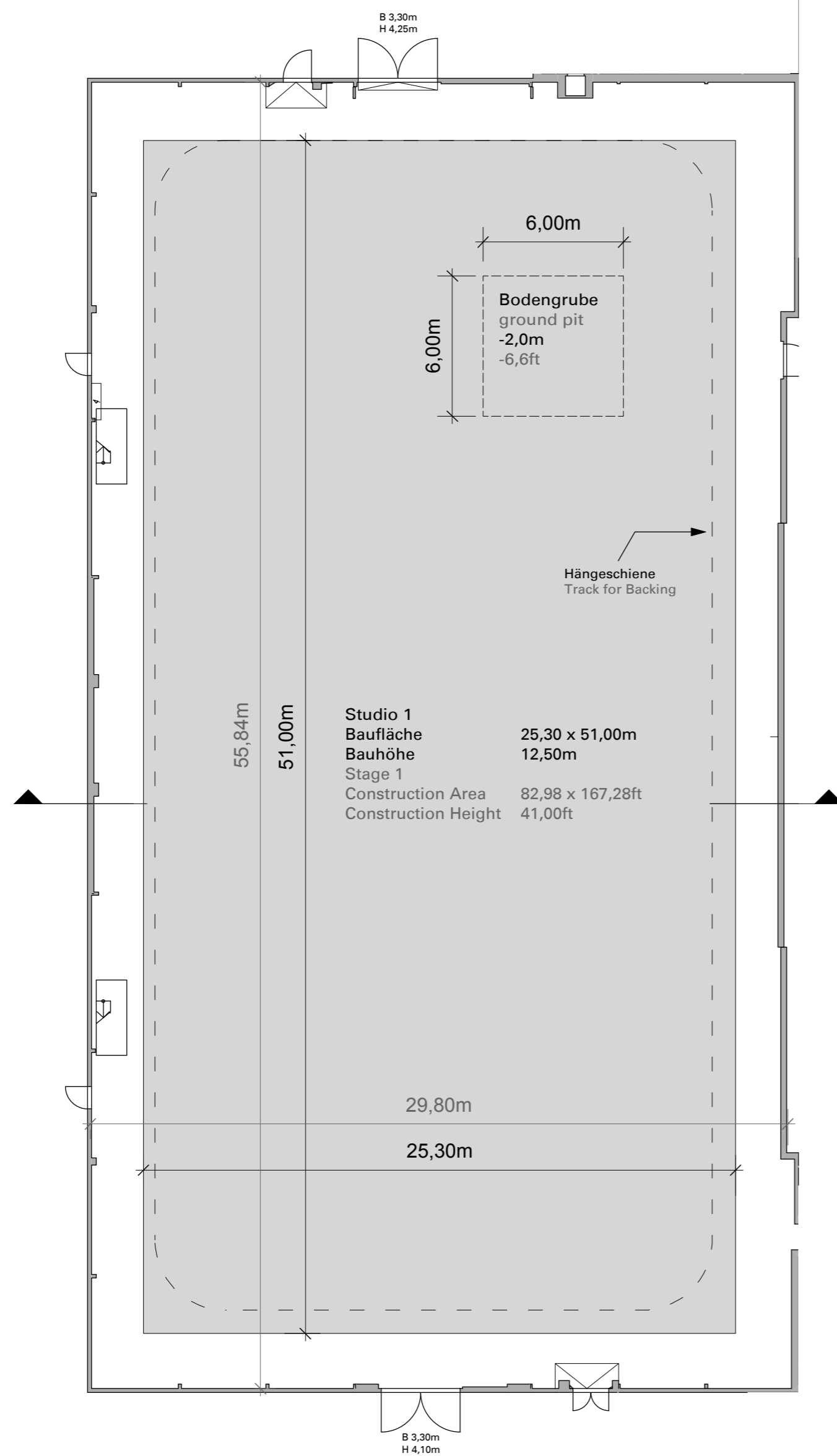
Große Nord
25,10 x 51,40m
12,50m

Kontakt:
Contact: Stage Rental

Studio Babelsberg AG
Studio- und Atelierbetrieb
August-Bebel-Straße 26-53
14482 Potsdam

+49 (0) 331 / 721 21 06
StageRental@studiobabelsberg.com

www.studiobabelsberg.com



Haus 1 Building 1
Marlene-Dietrich-Halle

Studio 1 Große Süd
Stage 1

Grundriss M 1:200 @A2
Floor Plan 1:200

Studiofläche 1665m²
Total Area 17922ft²

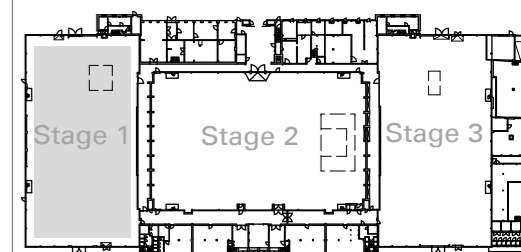
Baufläche 51,00 x 25,30m
Construction Area 167,28 x 82,98ft

max. Bauhöhe 12,50m
max. Construction Height 41,00ft

max. Bodenbelastung 1000kg/m²
max. Floor Load Capacity 200lb/ft²

Alle Maße sind vor Ort zu prüfen.
All measurements are to be checked on site.

Haus 1 Marlene-Dietrich-Halle
Studios 1 / 2 / 3

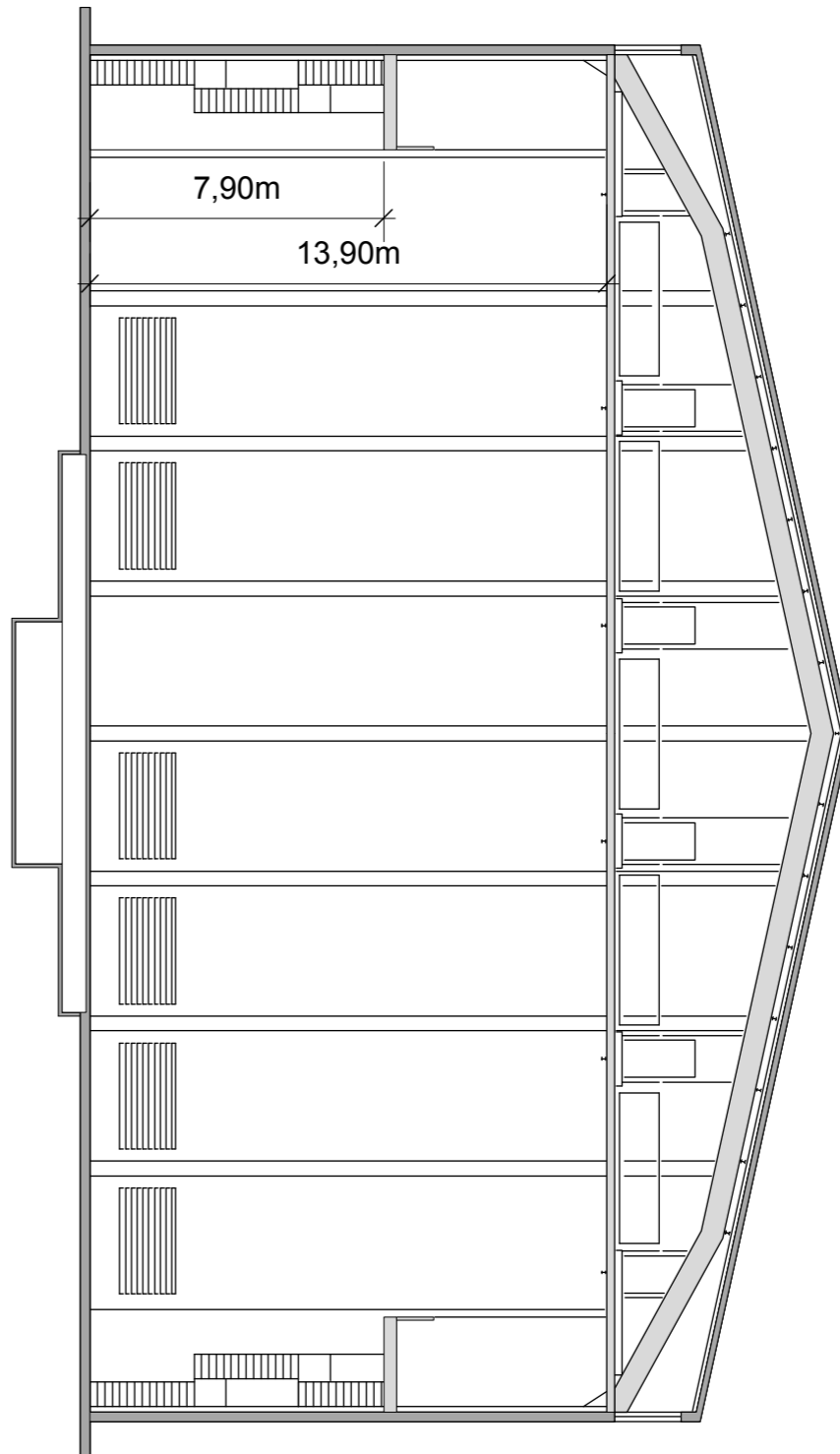
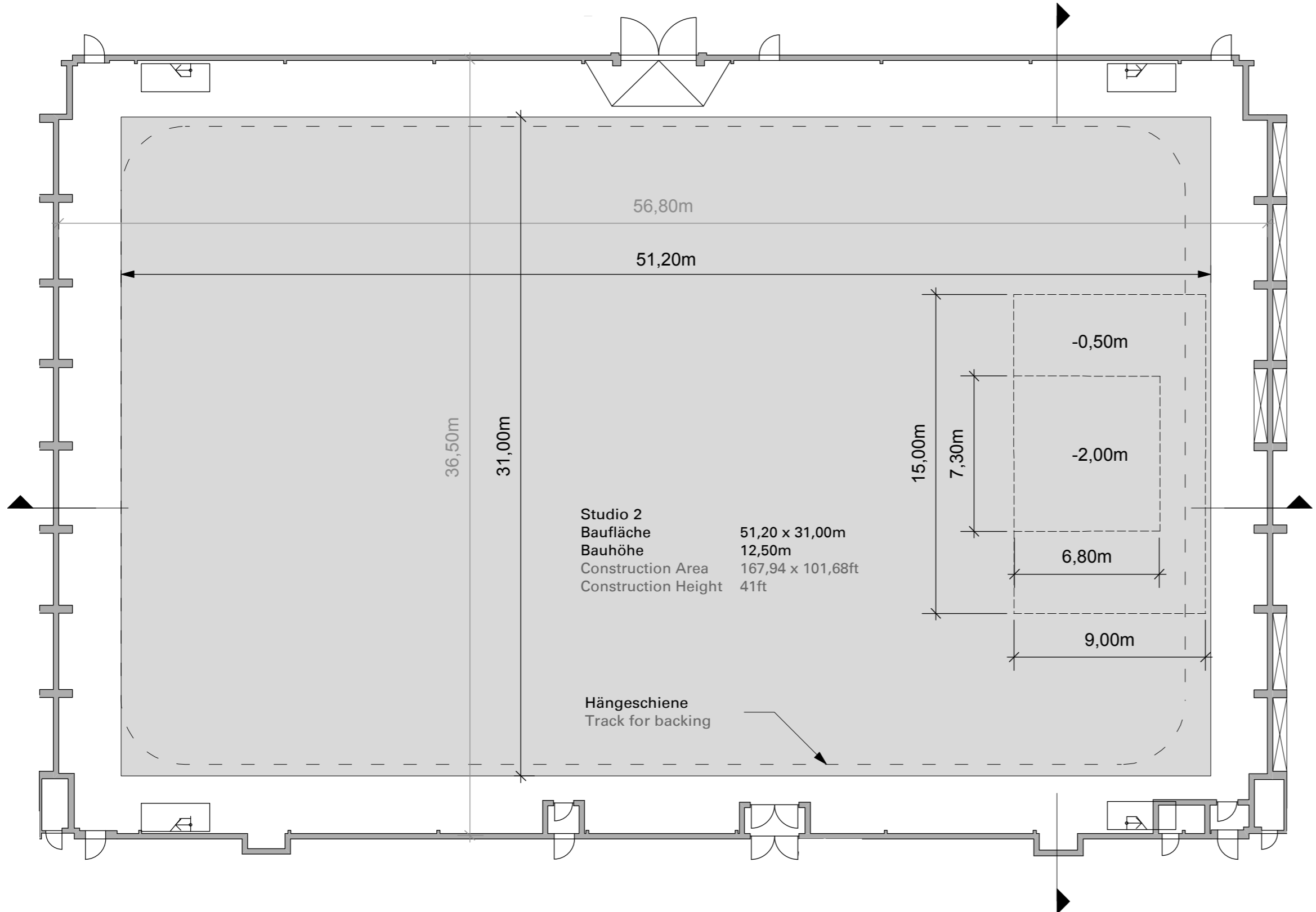
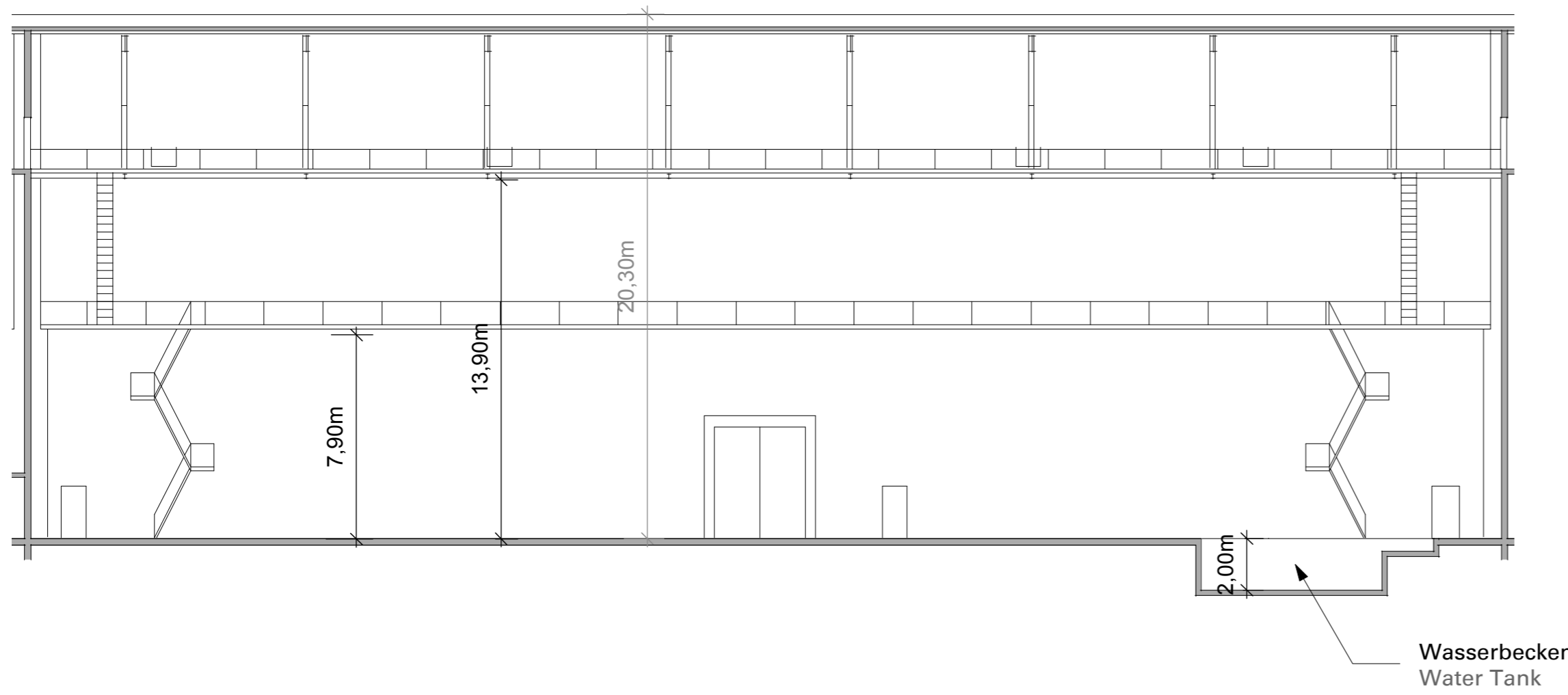


Kontakt:
Contact: Stage Rental

Studio Babelsberg AG
Studio- und Atelierbetrieb
August-Bebel-Straße 26-53
14482 Potsdam

+49 (0) 331 / 721 21 06
StageRental@studiobabelsberg.com

www.studiobabelsberg.com



Haus 1 Building 1
Marlene-Dietrich-Halle

Studio 2 Mittelhalle
Stage 2

Grundriss M 1:200 @A2
Floor Plan 1:200

Studiofläche 2073m²
Total Area 22316ft²

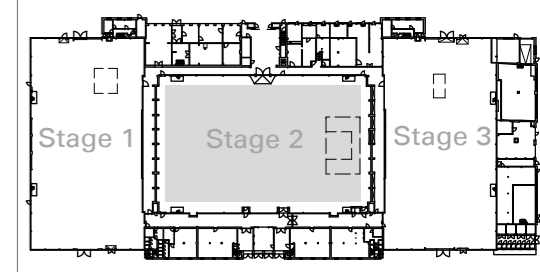
Baufläche 51,20 x 31,00m
Construction Area 167,94 x 101,68ft

max. Bauhöhe 12,50m
max. Construction Height 41ft

max. Bodenbelastung 1000kg/m²
max. Floor Load Capacity 200lb/ft²

Alle Maße sind vor Ort zu prüfen.
All measurements are to be checked on site.

Haus 1 Marlene-Dietrich-Halle
Studios 1 / 2 / 3

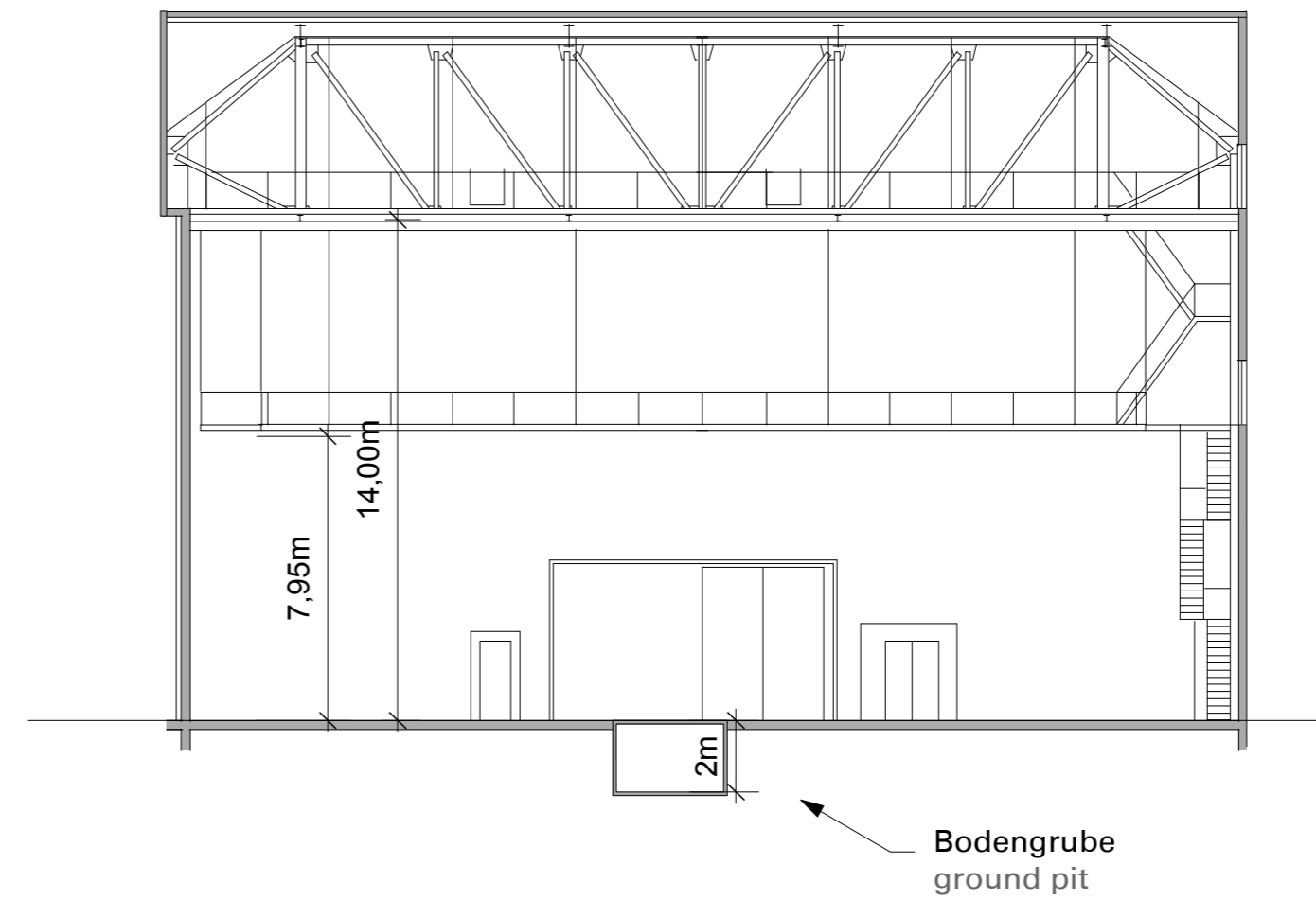
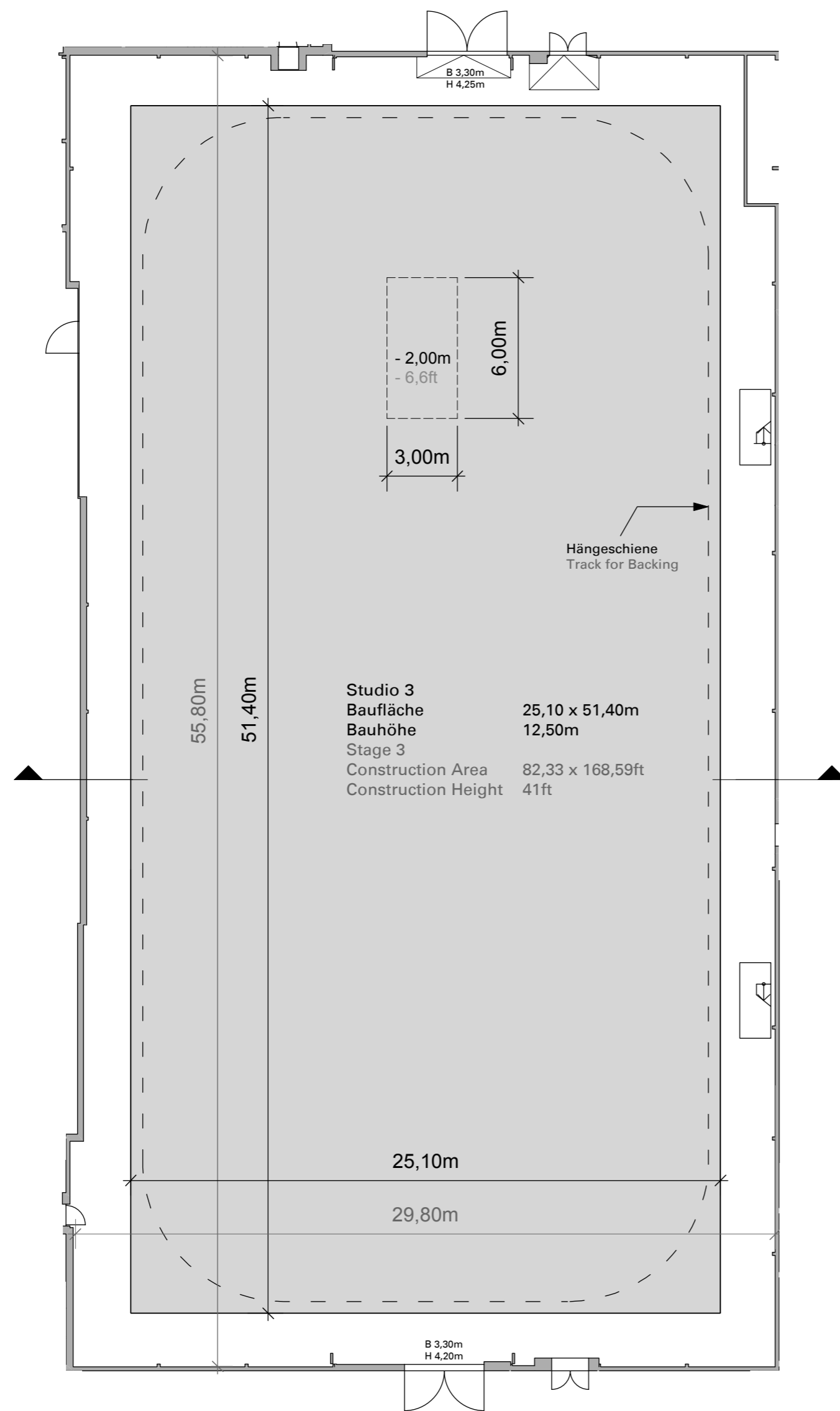


Kontakt:
Contact: Stage Rental

Studio Babelsberg AG
Studio- und Atelierbetrieb
August-Bebel-Straße 26-53
14482 Potsdam

+49 (0) 331 / 721 21 06
StageRental@studiobabelsberg.com

www.studiobabelsberg.com



Haus 1 Building 1
 Marlene-Dietrich-Halle

Studio 3 Große Nord
 Stage 3

Grundriss M 1:200 @A2
 Floor Plan 1:200

Studiofläche 1655m²
 Total Area 17814ft²

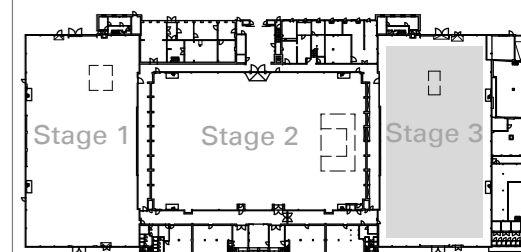
Baufläche 51,40 x 25,10m
 Construction Area 168,59 x 82,33ft

max. Bauhöhe 12,50m
 max. Construction Height 41ft

max. Bodenbelastung 1000kg/m²
 max. Floor Load Capacity 200lb/ft²

Alle Maße sind vor Ort zu prüfen.
 All measurements are to be checked on site.

Haus 1 Marlene-Dietrich-Halle
 Studios 1 / 2 / 3



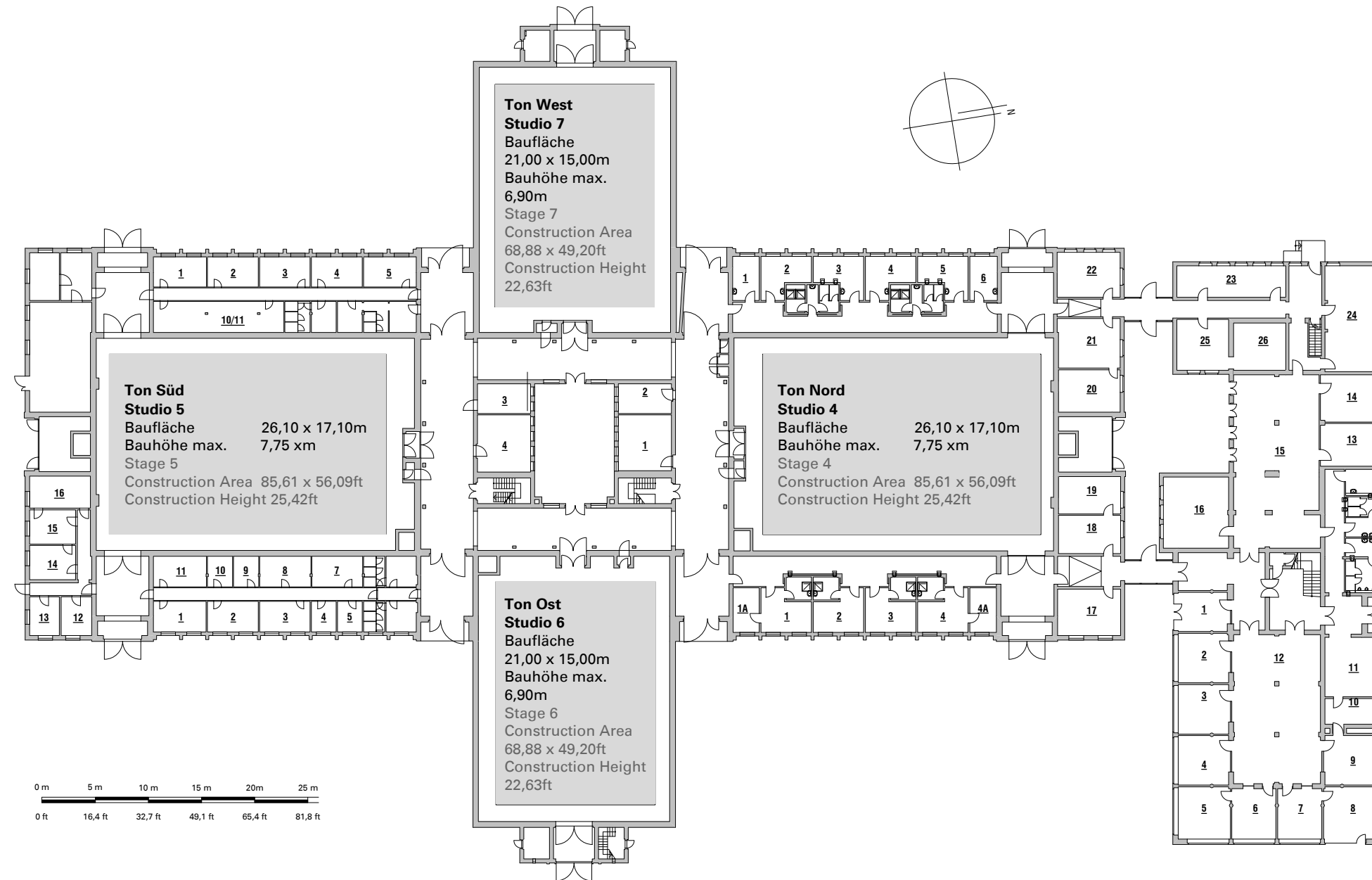
Kontakt:
 Contact: Stage Rental

Studio Babelsberg AG
 Studio- und Atelierbetrieb
 August-Bebel-Straße 26-53
 14482 Potsdam

+49 (0) 331 / 721 21 06
 StageRental@studiobabelsberg.com

www.studiobabelsberg.com

Haus 2 Tonkreuz

Studios 4 / 5 / 6 / 7
Stages 4 / 5 / 6 / 7
Grundriss M 1:500 @A3
 Floor Plan 1:500

 Studiofläche ges. 2100m²
 Total Area 22531ft²

 Studios 4 / 5
 Baufläche 26,10 x 17,10m
 Bauhöhe max. 7,75m
 Stages 4 / 5
 Construction Area 85,61 x 56,09ft
 Construction Height 25,42ft

 Studio 6 / 7
 Baufläche 21,00 x 15,00m
 Bauhöhe max. 6,90m
 Stages 6 / 7
 Construction Area 68,88 x 49,20ft
 Construction Height 22,63ft

 max. Bodenbelastung 1000kg/m²
 max. Floor Load Capacity 200lb/ft²

 Alle Maße sind vor Ort zu prüfen.
 All measurements are to be checked on site.

Kontakt:
 Contact: Stage Rental

Studio Babelsberg AG
Studio- und Atelierbetrieb
August-Bebel-Straße 26-53
14482 Potsdam
+49 (0) 331 / 721 21 06
 StageRental@studiobabelsberg.com

www.studiobabelsberg.com

Haus 2

Studio 4 Ton Nord Stage 4

Grundriss M 1:200 @A3
Floor Plan 1:200

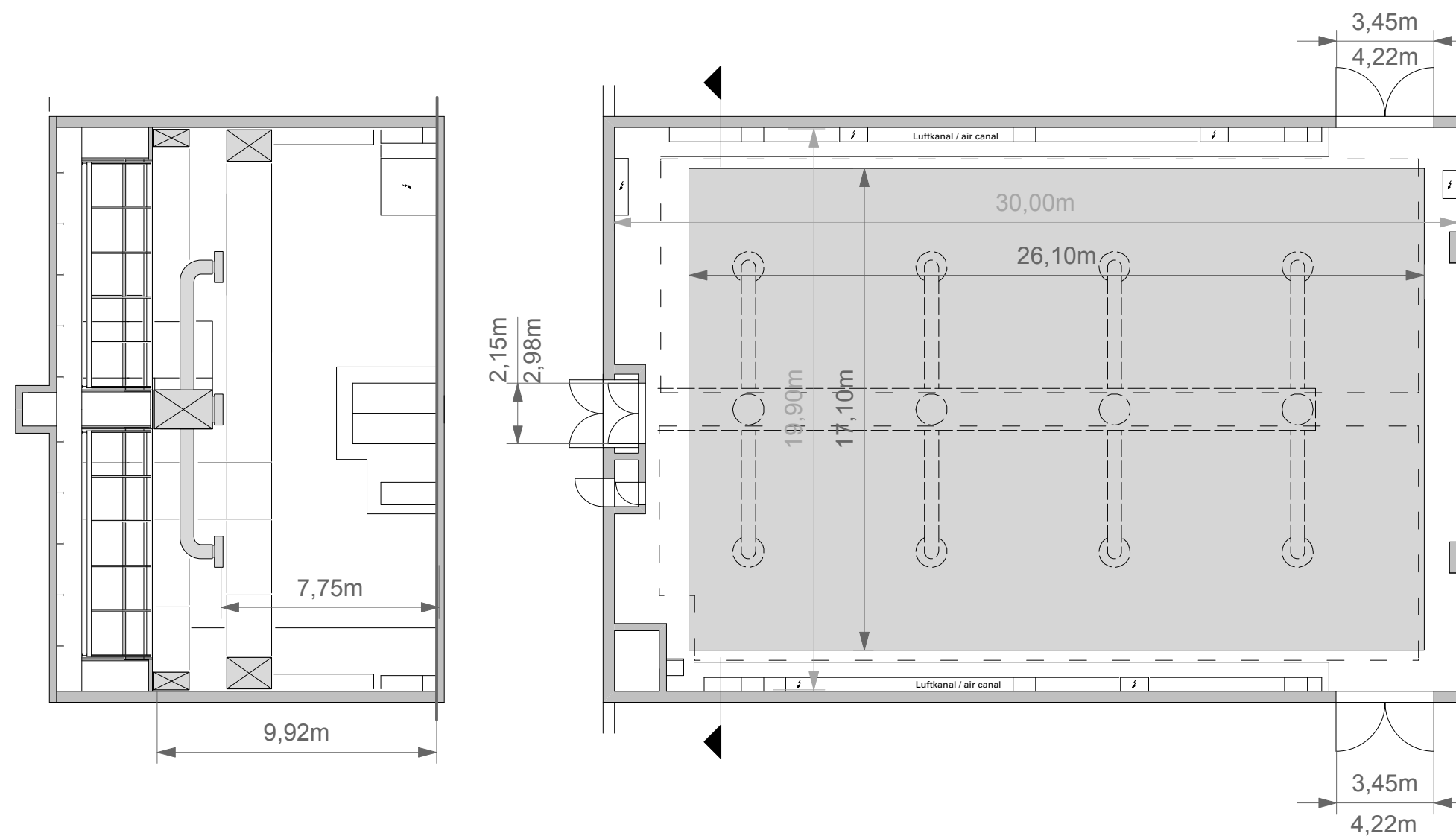
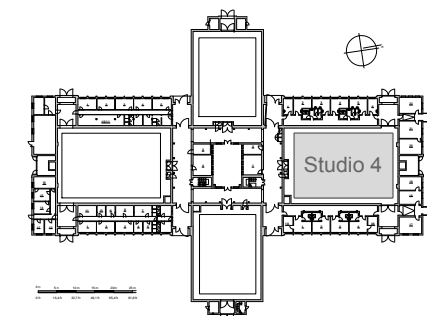
Studiofläche ges. 600m²
Total Area 6458ft²

Baufläche 26,10 x 17,10m
Construction Area 85,61 x 56,09ft

Bauhöhe max. 7,75m
Construction Height 25,42ft

max. Bodenbelastung 1000kg/m²
max. Floor Load Capacity 200lb/ft²

Alle Maße sind vor Ort zu prüfen.
All measurements are to be checked on site.



**Ton Nord
Studio 4**
Baufläche 26,10 x 17,10m
Bauhöhe max. 7,75 xm
Stage 4
Construction Area 85,61 x 56,09ft
Construction Height 25,42ft

Kontakt:
Contact: Stage Rental

Studio Babelsberg AG
Studio- und Atelierbetrieb
August-Bebel-Straße 26-53
14482 Potsdam

+49 (0) 331 / 721 21 06
StageRental@studiobabelsberg.com

www.studiobabelsberg.com

Haus 2

Studio 5 Ton Süd Stage 5

Grundriss M 1:200 @A3
Floor Plan 1:200

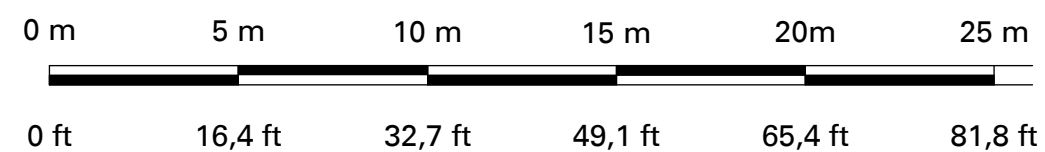
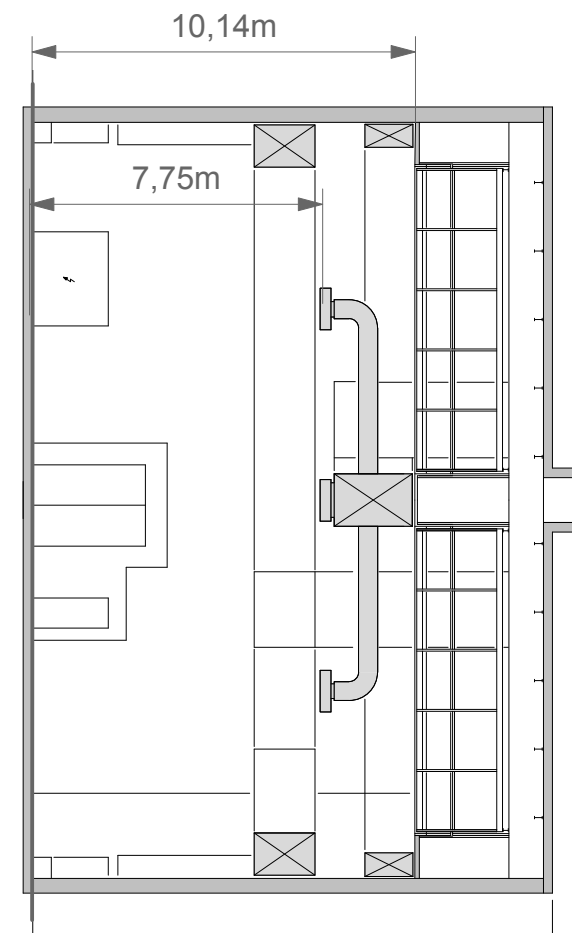
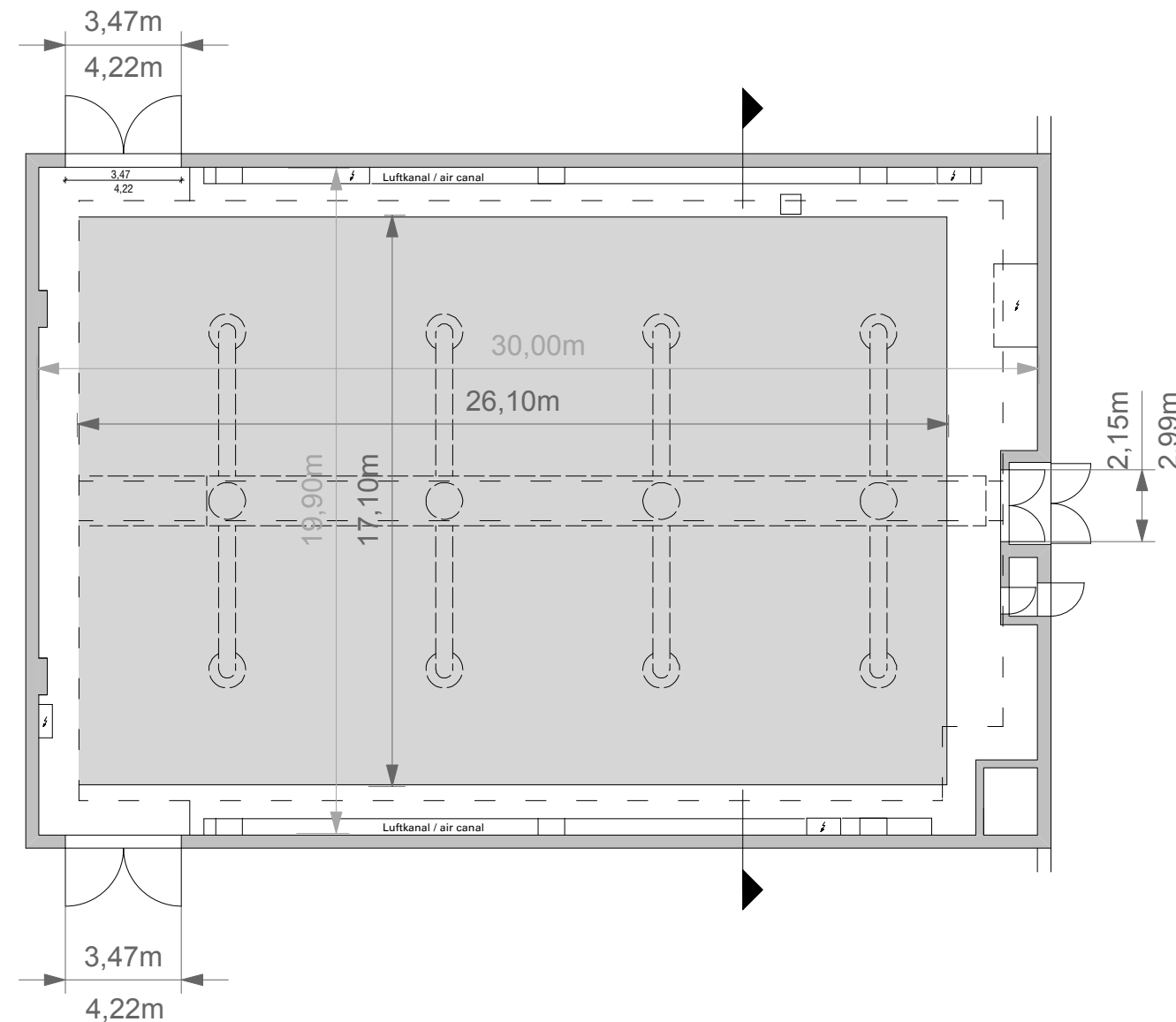
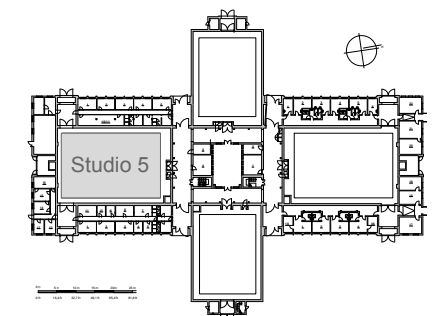
Studiofläche ges. 600m²
Total Area 6458ft²

Baufläche 26,10 x 17,10m
Construction Area 85,61 x 56,09ft

Bauhöhe max. 7,75m
Construction Height 25,42ft

max. Bodenbelastung 1000kg/m²
max. Floor Load Capacity 200lb/ft²

Alle Maße sind vor Ort zu prüfen.
All measurements are to be checked on site.



Ton Nord
Studio 5
Baufläche 26,10 x 17,10m
Bauhöhe max. 7,75 xm
Stage 5
Construction Area 85,61 x 56,09ft
Construction Height 25,42ft

Kontakt:
Contact: Stage Rental

Studio Babelsberg AG
Studio- und Atelierbetrieb
August-Bebel-Straße 26-53
14482 Potsdam

+49 (0) 331 / 721 21 06
StageRental@studiobabelsberg.com

www.studiobabelsberg.com

Haus 2

Studio 6 Ton Ost Stage 6

Grundriss M 1:200 @A3
Floor Plan 1:200

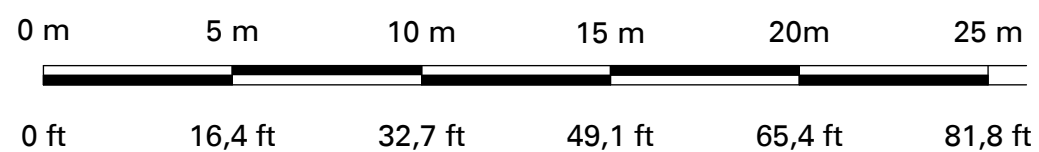
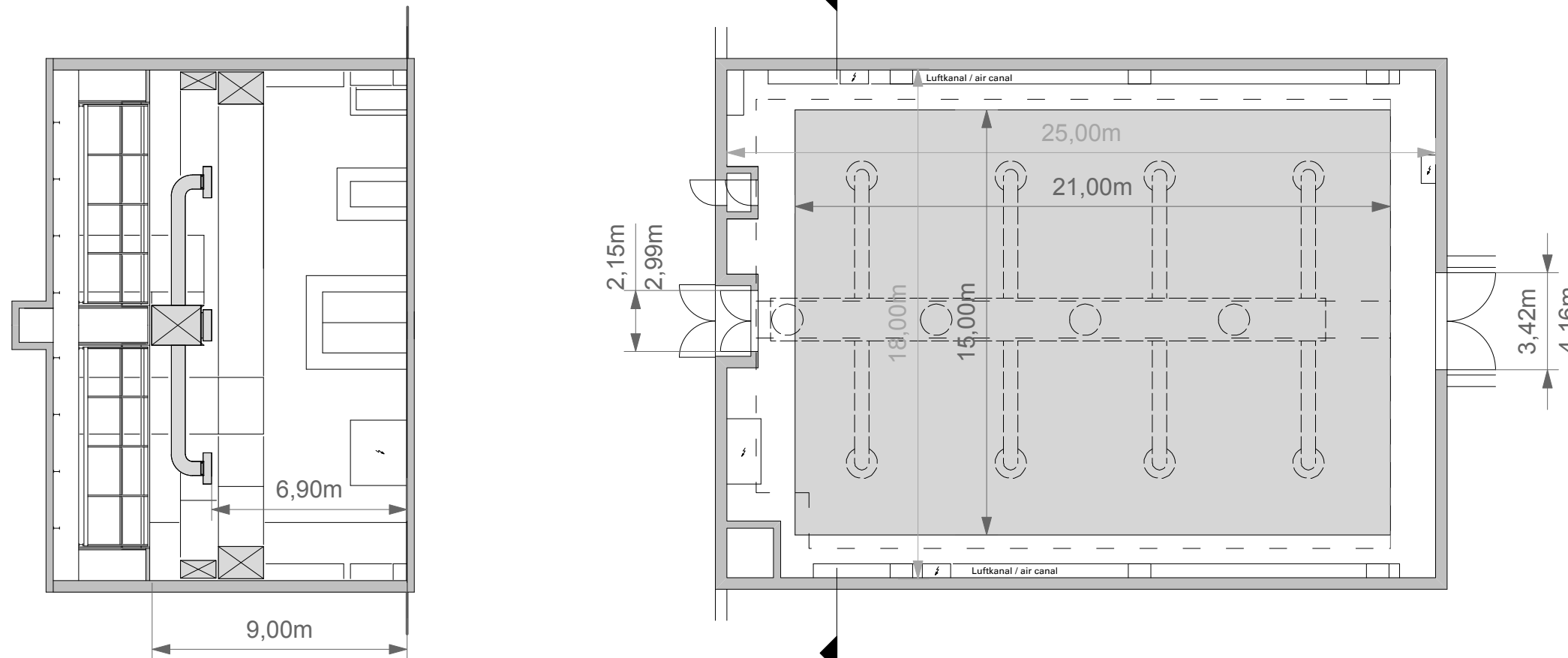
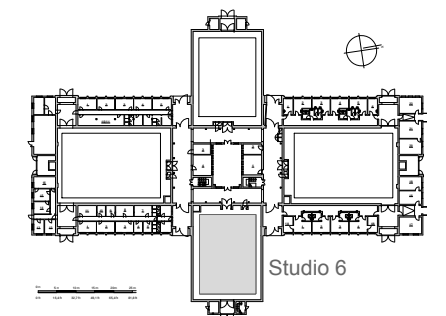
Studiofläche ges. 450m²
Total Area 4844ft²

Baufläche 21,00 x 15,00m
Construction Area 68,88 x 49,20ft

Bauhöhe max. 6,90m
Construction Height 22,63ft

max. Bodenbelastung 1000kg/m²
max. Floor Load Capacity 200lb/ft²

Alle Maße sind vor Ort zu prüfen.
All measurements are to be checked on site.



**Ton Ost
Studio 6**
Baufläche 21,00 x 15,00m
Bauhöhe max. 6,90m
Stage 6
Construction Area 68,88 x 49,20ft
Construction Height 22,63ft

Kontakt:
Contact: Stage Rental

Studio Babelsberg AG
Studio- und Atelierbetrieb
August-Bebel-Straße 26-53
14482 Potsdam

+49 (0) 331 / 721 21 06
StageRental@studiobabelsberg.com

www.studiobabelsberg.com

Haus 2

Studio 7 Ton West Stage 7

Grundriss M 1:200 @A3
Floor Plan 1:200

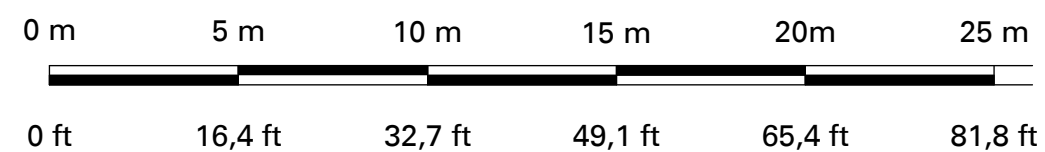
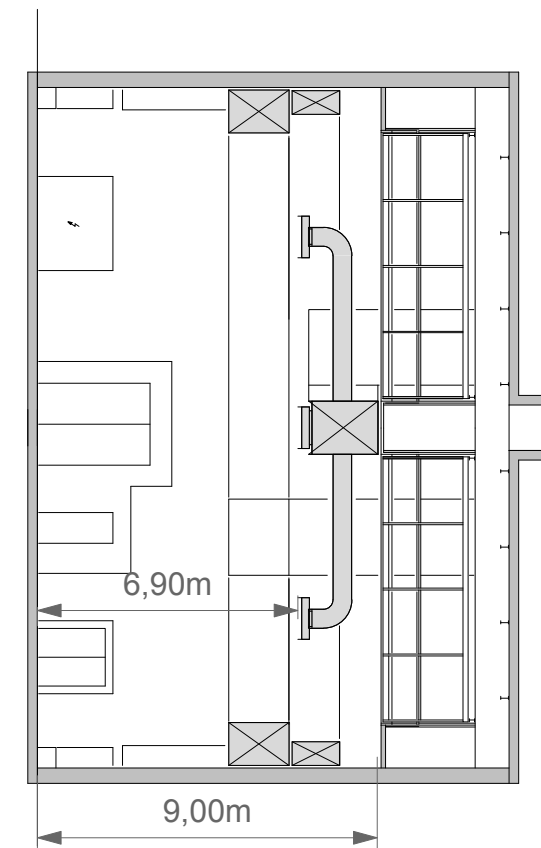
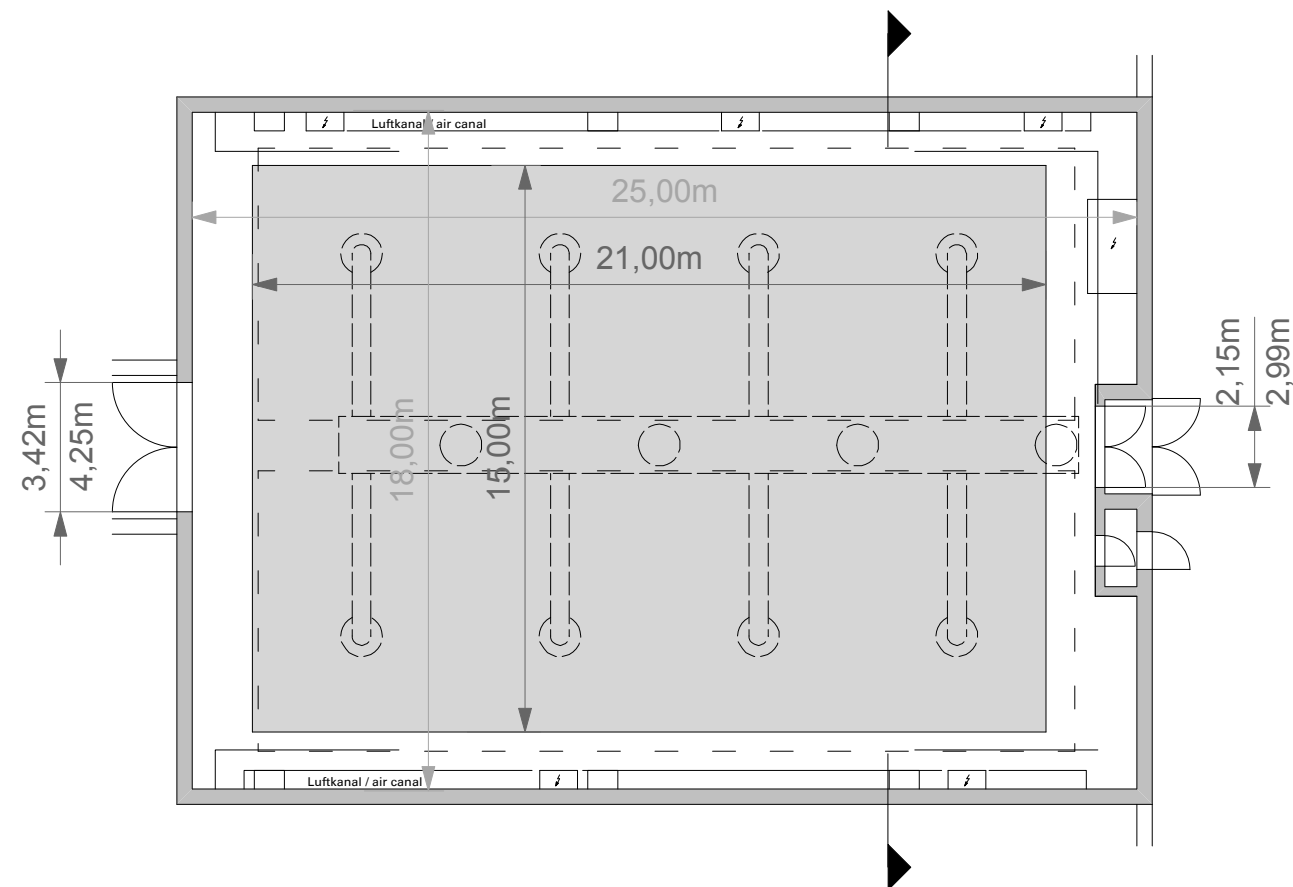
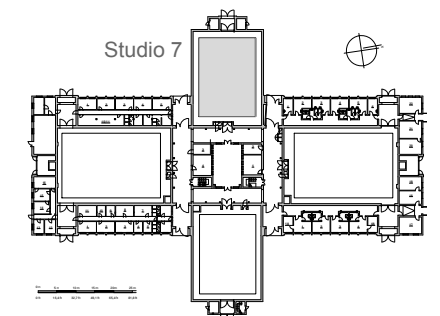
Studiofläche ges. 450m²
Total Area 4844ft²

Baufläche 21,00 x 15,00m
Construction Area 68,88 x 49,20ft

Bauhöhe max. 6,90m
Construction Height 22,63ft

max. Bodenbelastung 1000kg/m²
max. floor load capacity 200lb/ft²

Alle Maße sind vor Ort zu prüfen.
All measurements are to be checked on site.



**Ton West
Studio 7**
Baufläche 21,00 x 15,00m
Bauhöhe max. 6,90m
Stage 7
Construction Area 68,88 x 49,20ft
Construction Height 22,63ft

Kontakt:
Contact: Stage Rental

Studio Babelsberg AG
Studio- und Atelierbetrieb
August-Bebel-Straße 26-53
14482 Potsdam

+49 (0) 331 / 721 21 06
StageRental@studiobabelsberg.com

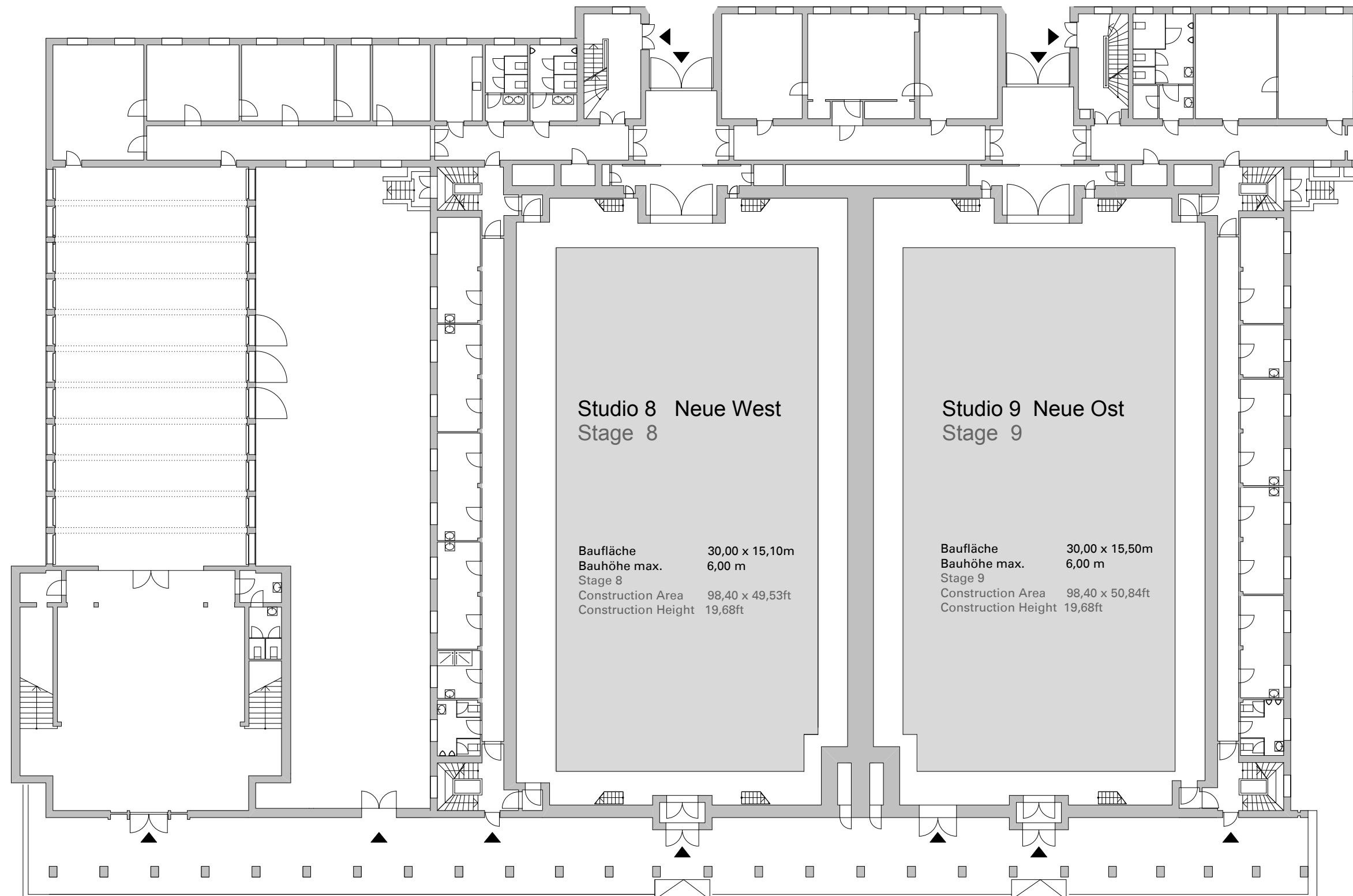
www.studiobabelsberg.com

Haus 3

Studio 8 / 9

Stage 8 / 9

Grundriss M 1:250 @A3
Floor Plan 1:250



Studiofläche ges. 1320m²
Total Area 14214ft²

Studio 8
Baufläche 30,00 x 15,10m
Bauhöhe max. 6,00 m
Stage 8
Construction Area 98,40 x 49,53ft
Construction Height 19,68ft

Studio 9
Baufläche 30,00 x 15,50m
Bauhöhe max. 6,00 m
Stage 9
Construction Area 98,40 x 50,84ft
Construction Height 19,68ft

max. Bodenbelastung 1000kg/m²
max. Floor Load Capacity 200lb/ft²

Alle Maße sind vor Ort zu prüfen.
All measurements are to be checked on site.

Kontakt:
Contact: Stage Rental

Studio Babelsberg AG
Studio- und Atelierbetrieb
August-Bebel-Straße 26-53
14482 Potsdam

+49 (0) 331 / 721 21 06
StageRental@studiobabelsberg.com

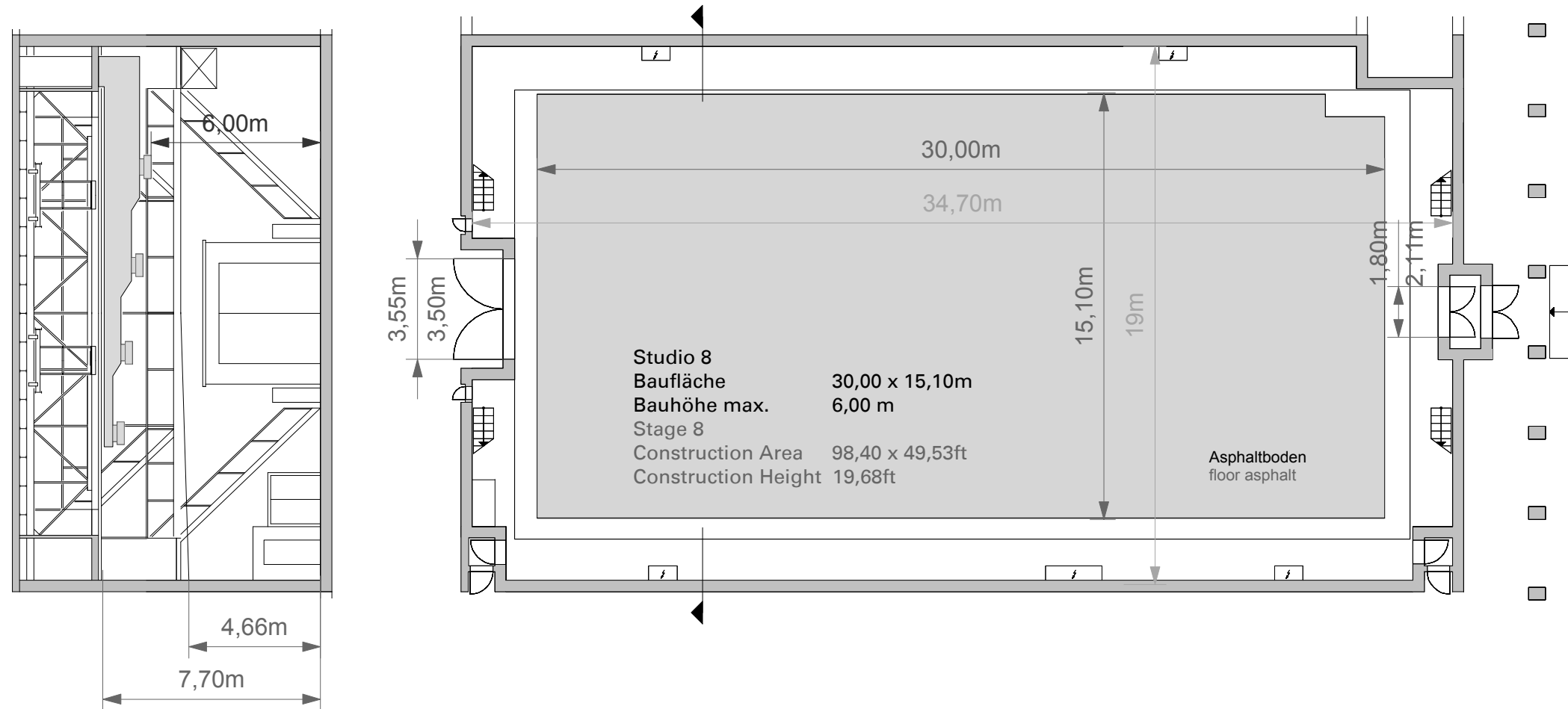
www.studiobabelsberg.com

0 m 5 m 10 m 15 m 20 m 25 m
0 ft 16,4 ft 32,7 ft 49,1 ft 65,4 ft 81,8 ft

Haus 3

Studio 8 Neue West
Stage 8

Grundriss M 1:200 @A3
Floor Plan 1:200



Studiofläche 660qm
Total Area 7105ft²

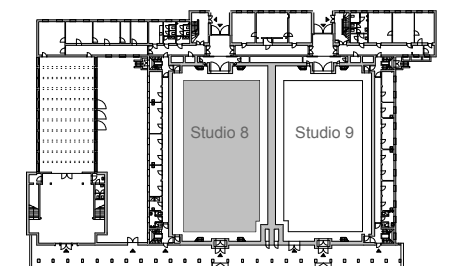
Baufläche 30,00 x 15,10m
Construction Area 98,40 x 49,53ft

max. Bauhöhe 6,00m
max. Construction Height 19,68ft

max. Bodenbelastung 1000kg/m²
max. Floor Load Capacity 200lb/ft²

Alle Maße sind vor Ort zu prüfen.
All measurements are to be checked on site.

Haus 3
Studios 8 / 9



Kontakt:
Contact: Stage Rental

Studio Babelsberg AG
Studio- und Atelierbetrieb
August-Bebel-Straße 26-53
14482 Potsdam

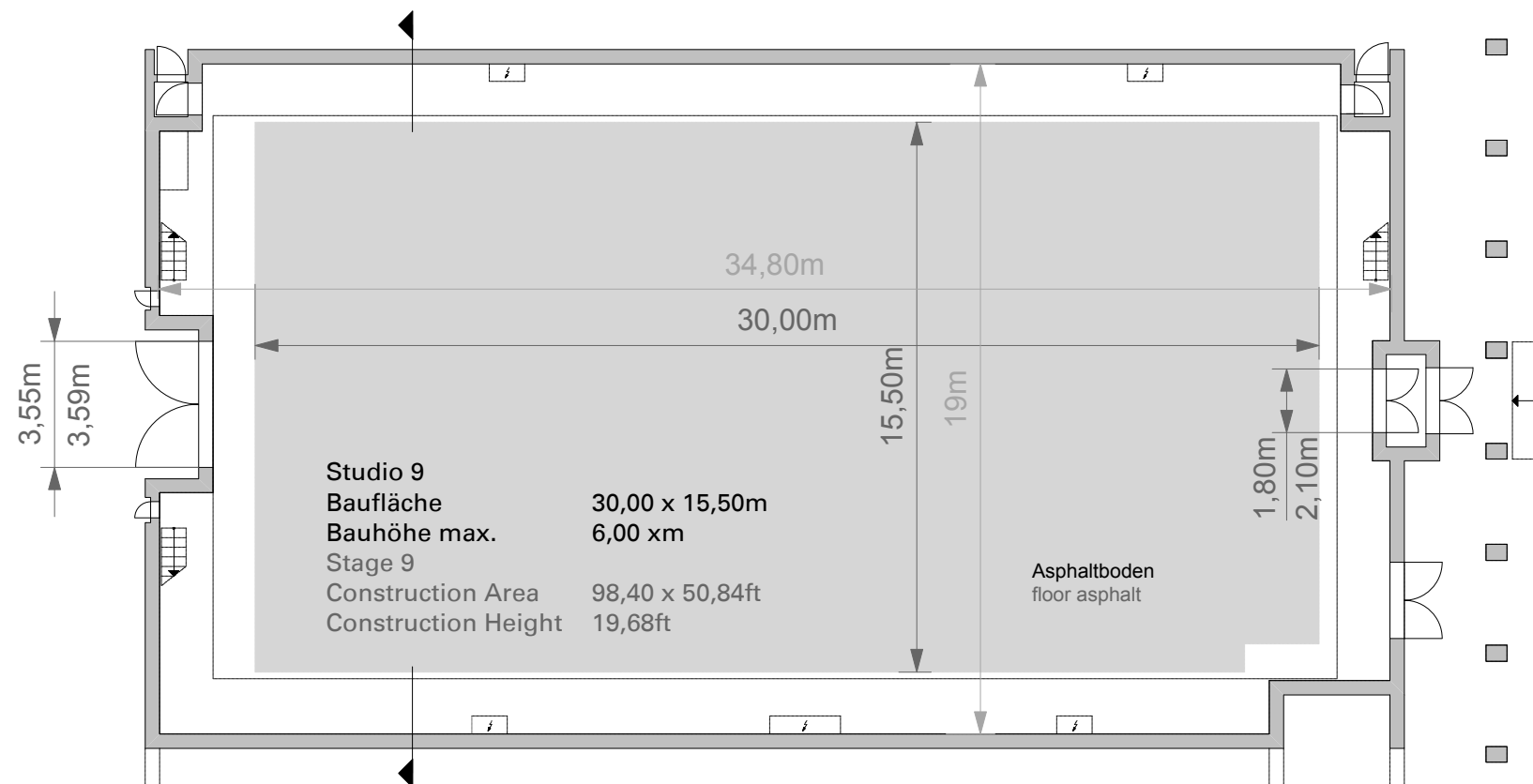
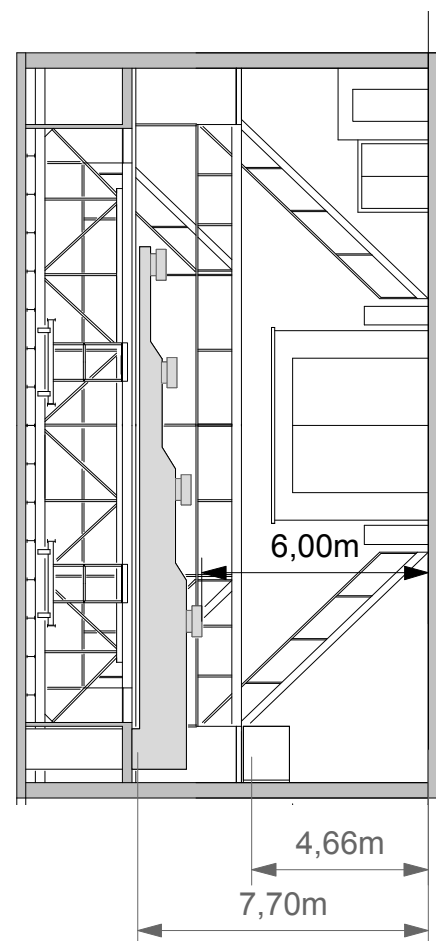
+49 (0) 331 / 721 21 06
StageRental@studiobabelsberg.com

www.studiobabelsberg.com

Haus 3

Studio 9 Neue Ost
Stage 9

Grundriss M 1:200 @A3
Floor Plan 1:200



Studiofläche 660qm
Total Area 7105ft²

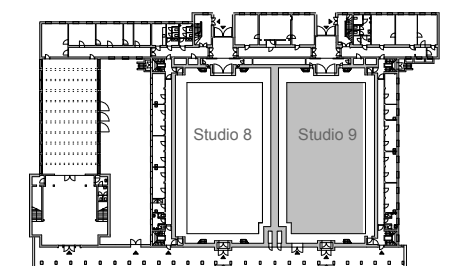
Baufläche 30,00 x 15,50m
Construction Area 98,40 x 50,84ft

max. Bauhöhe 6,00m
max. Construction Height 19,68ft

max. Bodenbelastung 1000kg/m²
max. Floor Load Capacity 200lb/ft²

Alle Maße sind vor Ort zu prüfen.
All measurements are to be checked on site.

Haus 3
Studios 8 / 9



Kontakt:
Contact: Stage Rental

Studio Babelsberg AG
Studio- und Atelierbetrieb
August-Bebel-Straße 26-53
14482 Potsdam

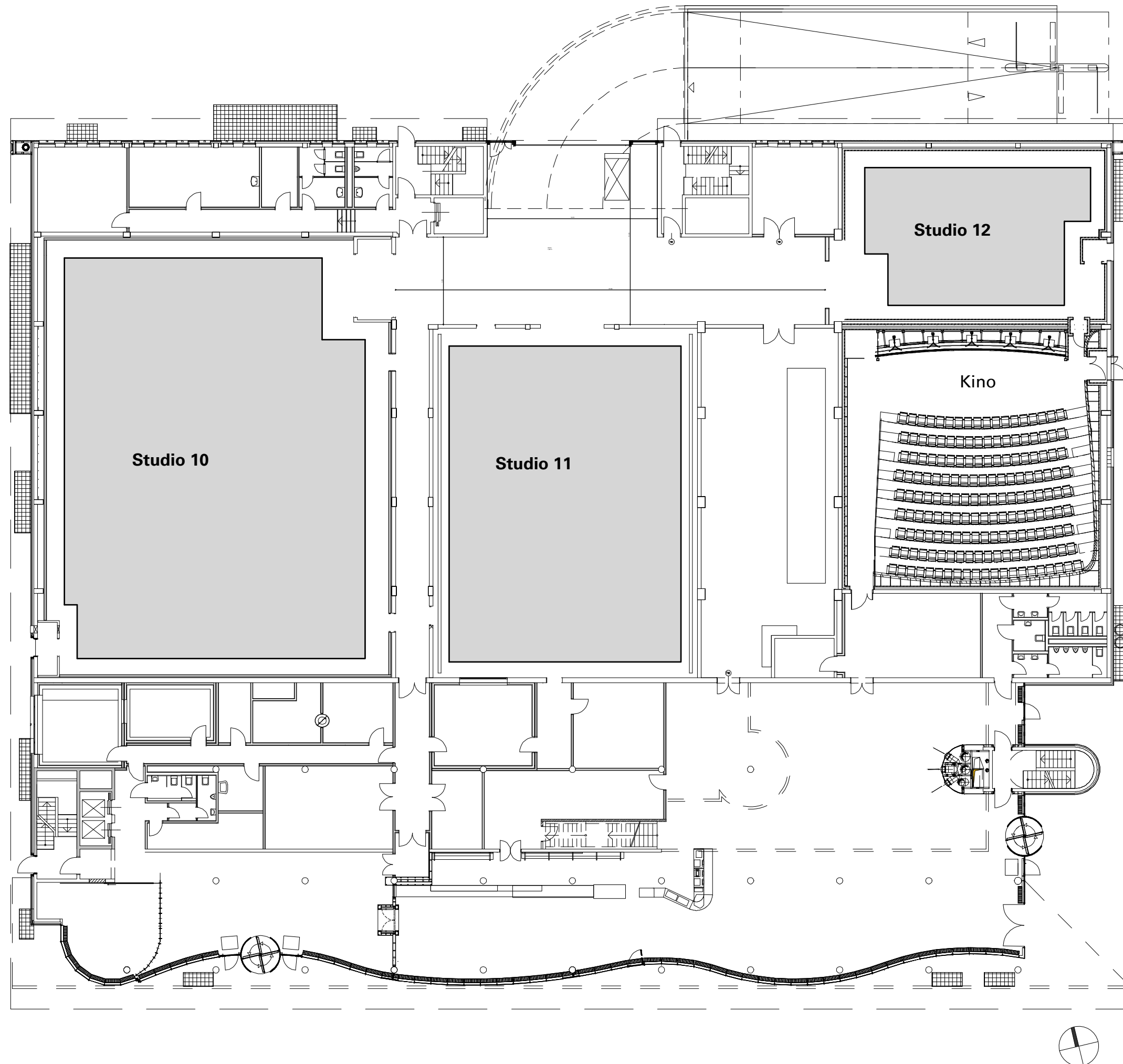
+49 (0) 331 / 721 21 06
StageRental@studiobabelsberg.com

www.studiobabelsberg.com

fx Center

Studio 10/11/12 Stage 10/11/12

Grundriss M 1:250 @A3
Floor Plan 1:250



Studiofläche ges. 1115m²
Total Area 12002ft²

Studio 10
Baufläche 18,90 x 25,20m
Bauhöhe (10) 7,50m
Stage 10
Construction Area 61,99 x 82,66ft
Construction Height (33) 24,6ft

Studio 11
Baufläche 19,90 x 14,60m
Bauhöhe (7,90) 7,50m
Stage 11
Construction Area 65,27 x 47,89ft
Construction Height (26) 124,6ft

Studio 12
Baufläche 14,20 x 8,70m
Bauhöhe 6,00m
Stage 12
Construction Area 46,58 x 28,54ft
Construction Height 19,68ft

max. Bodenbelastung 1000kg/m²
max. Floor Load Capacity 200lb/ft²

Alle Maße sind vor Ort zu prüfen.
All measurements are to be checked on site.

Kontakt:
Contact: Stage Rental

Studio Babelsberg AG
Studio- und Atelierbetrieb
August-Bebel-Straße 26-53
14482 Potsdam

+49 (0) 331 / 721 21 06
StageRental@studiobabelsberg.com

www.studiobabelsberg.com

fx Center

Studio 10 Stage 10

Grundriss M 1:100 @A3
Floor Plan 1:100

Studiofläche 577qm
Total Area 6207ft²

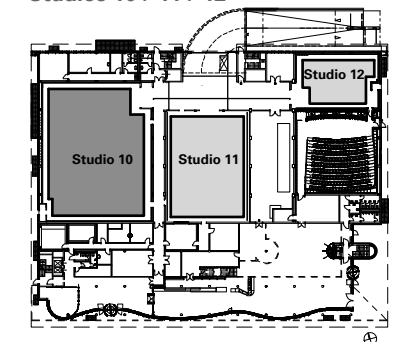
Baufläche 18,90 x 25,20m
Construction Area 61,99 x 82,66ft

max. Bauhöhe (10) 7,50m
max. Construction Height (33) 24,6ft

max. Bodenbelastung 1000kg/m²
max. Floor Load Capacity 200lb/ft²

Alle Maße sind vor Ort zu prüfen.
All measurements are to be checked on site.

fx Center
Studios 10 / 11 / 12

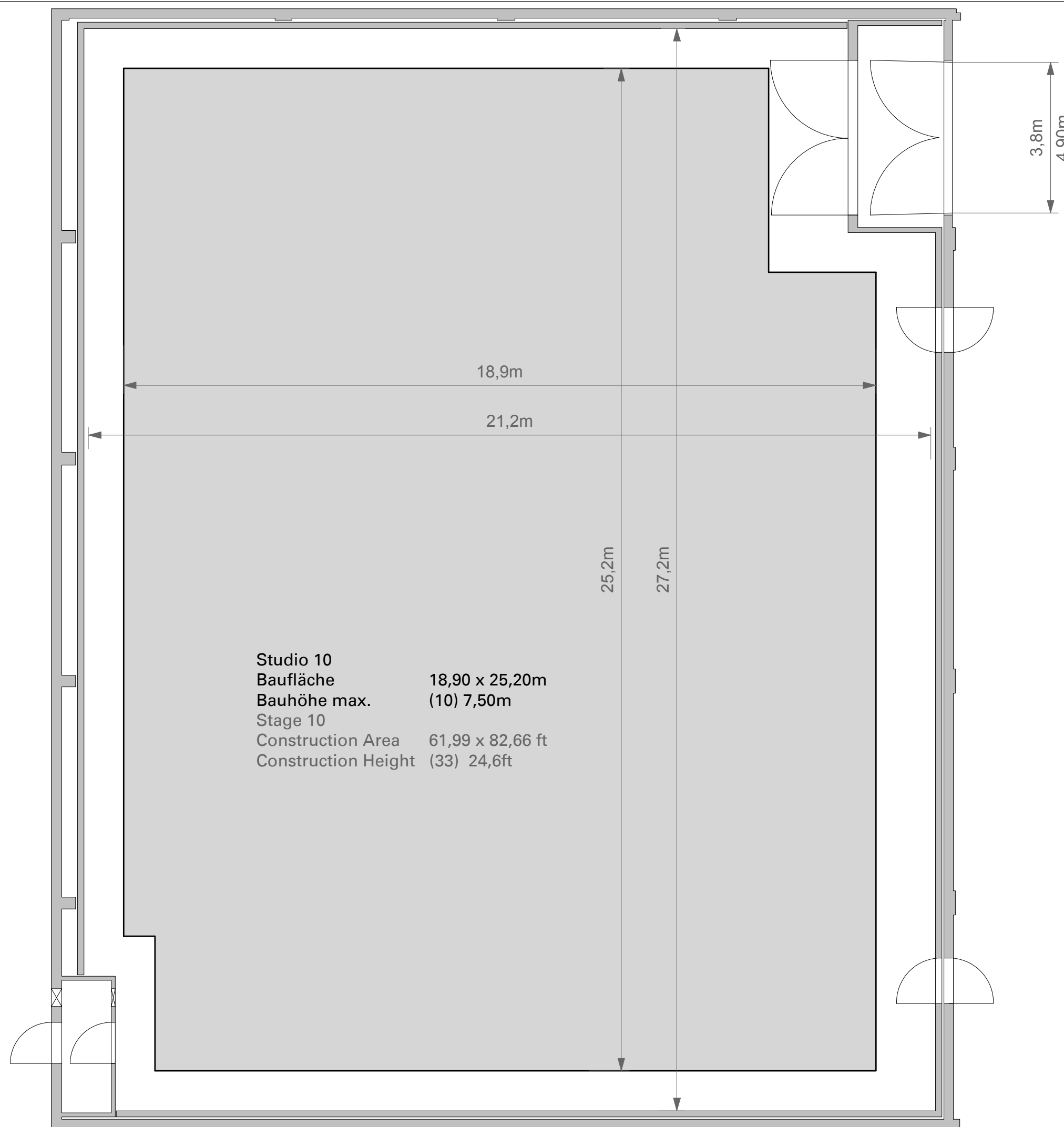


Kontakt:
Contact: Stage Rental

Studio Babelsberg AG
Studio- und Atelierbetrieb
August-Bebel-Straße 26-53
14482 Potsdam

+49 (0) 331 / 721 21 06
StageRental@studiobabelsberg.com

www.studiobabelsberg.com



fx Center

Studio 11 Stage 11

Grundriss M 1:100 @A3
Floor Plan 1:100

Studiofläche 365qm
Total Area 3931ft²

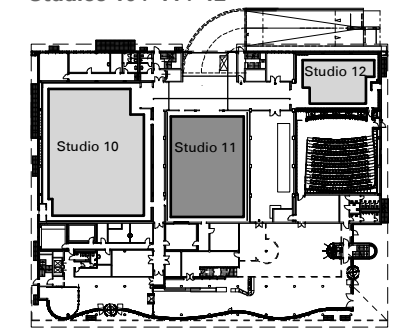
Baufläche 19,90 x 14,60m
Construction Area 65,27 x 47,89ft

max. Bauhöhe (7,90) 7,50m
max. Construction Height (26) 24,8ft

max. Bodenbelastung 1000kg/m²
max. Floor Load Capacity 200lb/ft²

Alle Maße sind vor Ort zu prüfen.
All measurements are to be check on site.

fx Center
Studios 10 / 11 / 12

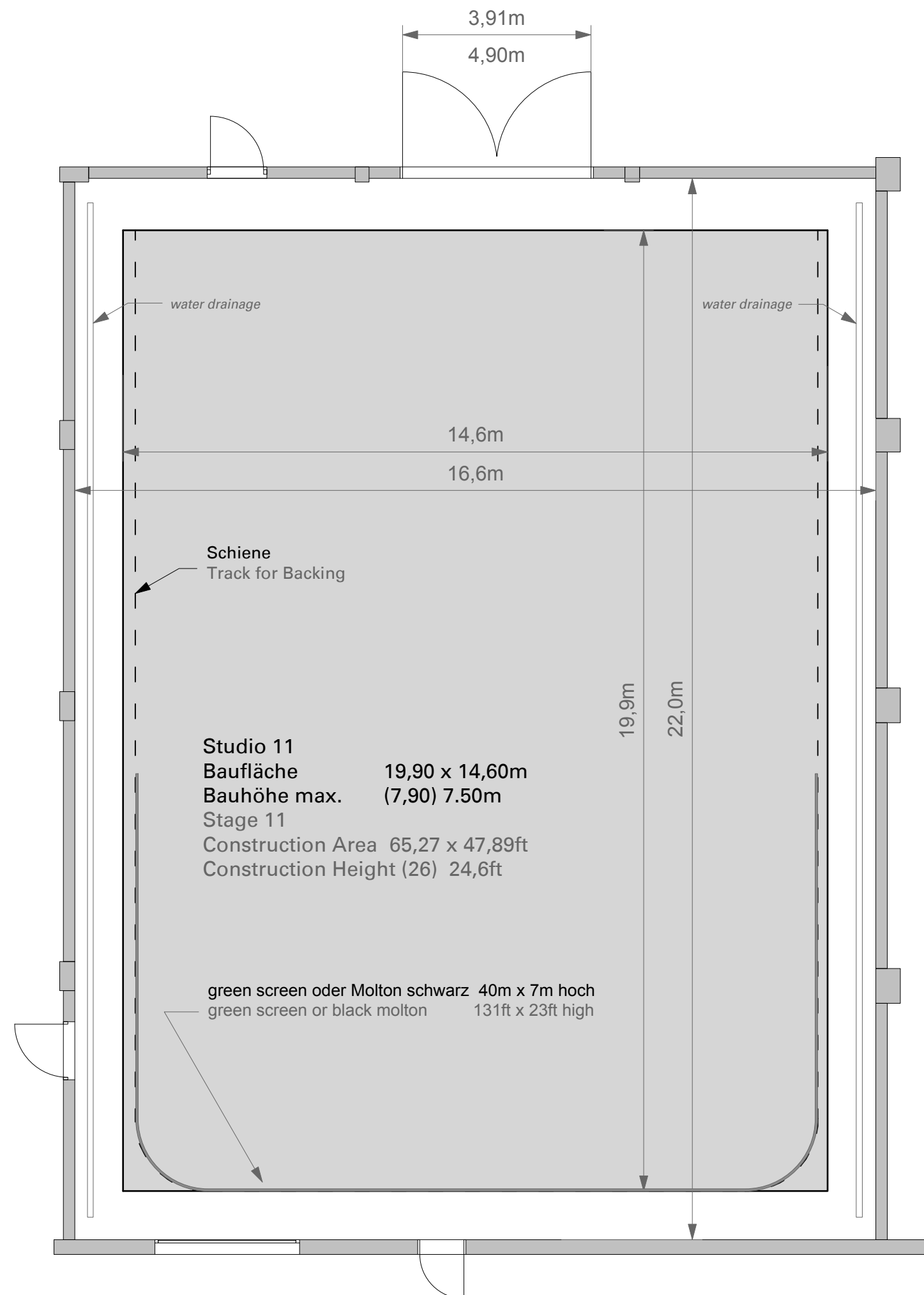


Kontakt:
Contact: Stage Rental

Studio Babelsberg AG
Studio- und Atelierbetrieb
August-Bebel-Straße 26-53
14482 Potsdam

+49 (0) 331 / 721 21 06
StageRental@studiobabelsberg.com

www.studiobabelsberg.com

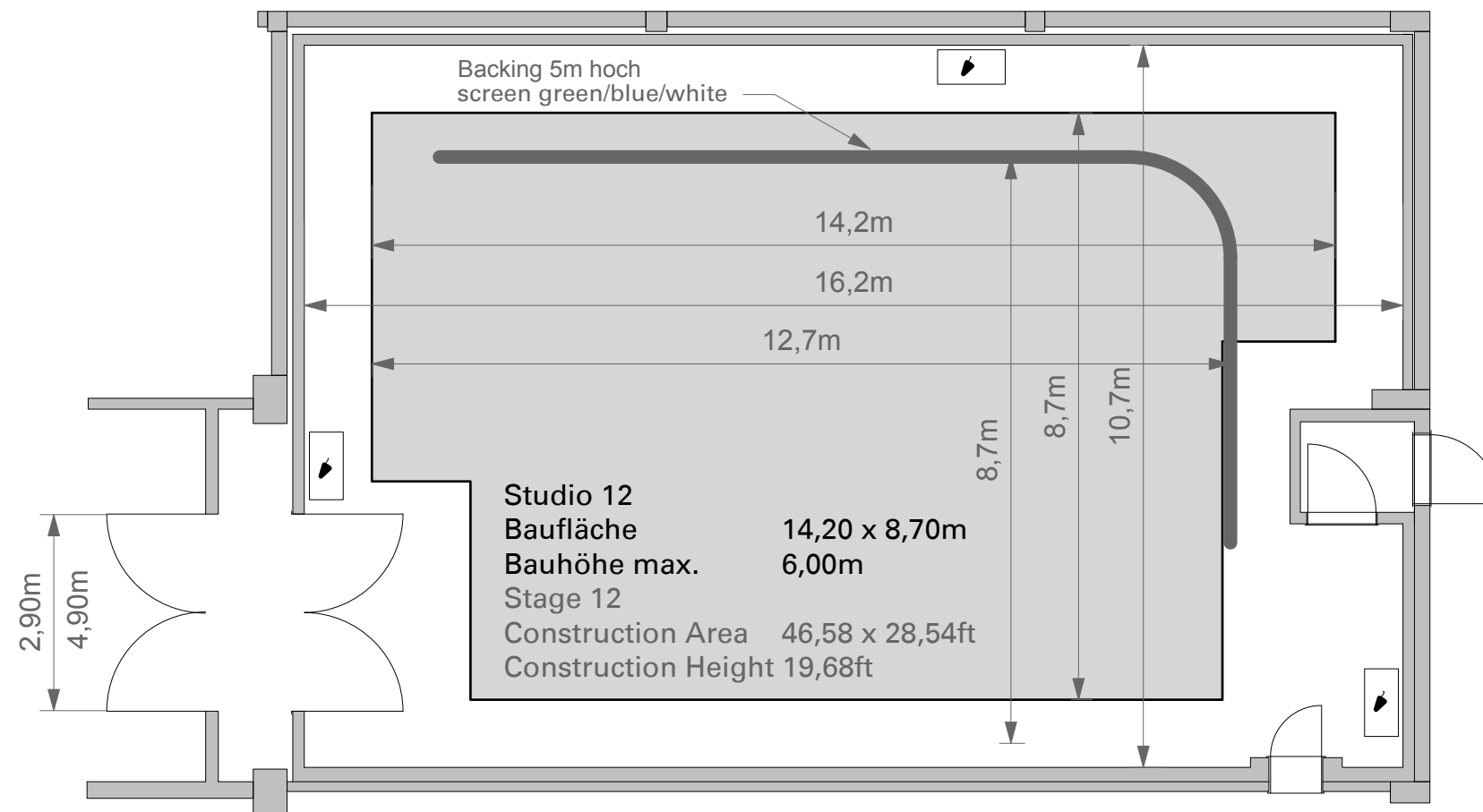


fx Center

Studio 12

Stage 12

Grundriss M 1:100 @A3
Floor Plan 1:100



Studiofläche 173qm
Total Area 1866ft²

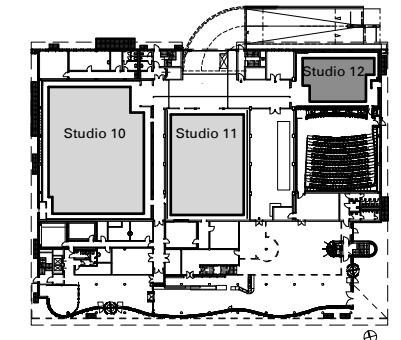
Baufläche 14,20 x 8,70m
Construction Area 46,58 x 28,54ft

max. Bauhöhe 6m
max. Constr. Height 19,68ft

max. Bodenbelastung 1000kg/m²
max. Floor Load Capacity 200lb/ft²

Alle Maße sind vor Ort zu prüfen.
All measurements are to be checked on site.

fx Center
Studios 10 / 11 / 12

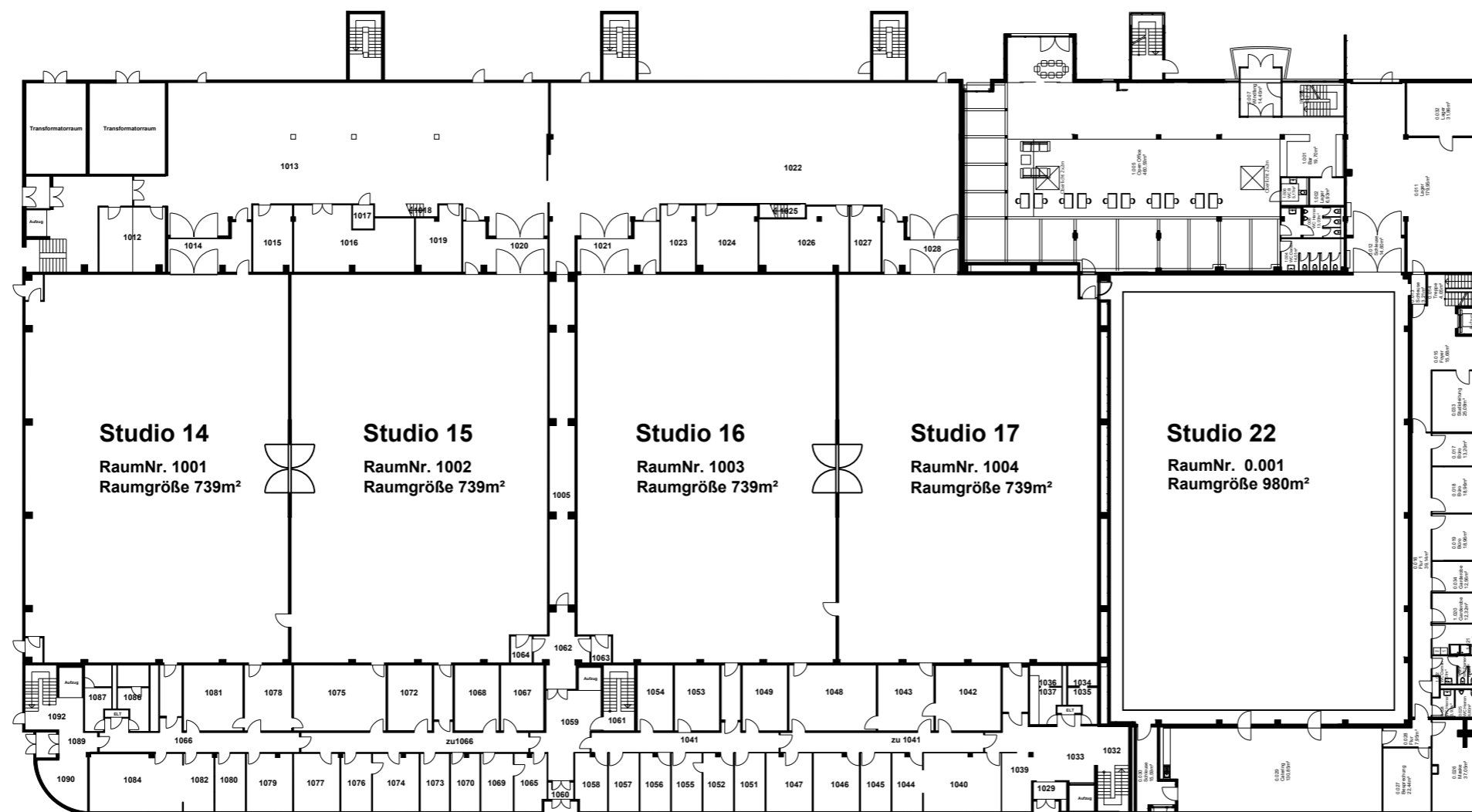


Kontakt:
Contact: Stage Rental

Studio Babelsberg AG
Studio- und Atelierbetrieb
August-Bebel-Straße 26-53
14482 Potsdam

+49 (0) 331 / 721 21 06
StageRental@studiobabelsberg.com

www.studiobabelsberg.com

Fernsehzentrum
Studios 14/15 , 16/17 , 22
Stages 14/15 , 16/17 , 22
Grundriss M 1:500 @A3
Floor Plan 1:500

Studiofläche ges. 3937 m²
Total Area 42374 ft²
Studios 14/15 ; 16/17
Baufläche 30,60 x 20,00 m
 30,60 x 19,60 m
Bauhöhe max. 10,00 m

Stages 14/15 ; 16/17
Construction Area 100,37 x 65,60 ft
 100,37 x 64,29 ft
Construction Height 32,80ft

max. Bodenbelastung 1000 kg/m²
max. floor load capacity 200 lb/ft²
Studio 22
Baufläche 35,80 x 23,20 m
Bauhöhe max. 11,00 m

Stage 22
Construction Area 117,42 x 76,10 ft
Construction Height 36,80ft

max. Bodenbelastung 1000 kg/m²
max. floor load capacity 200 lb/ft²

 Alle Maße sind vor Ort zu prüfen.
 All measurements are to be checked on site.

Kontakt:
Contact: Stage Rental
Studio Babelsberg AG
Studio- und Atelierbetrieb
August-Bebel-Straße 26-53
14482 Potsdam
+49 (0) 331 / 721 2106
StageRental@studiobabelsberg.com
www.studiobabelsberg.com

Fernsehzentrum

Studios 16/17

Stages 16/17

Grundriss M 1:500 @A3

Floor Plan 1:500

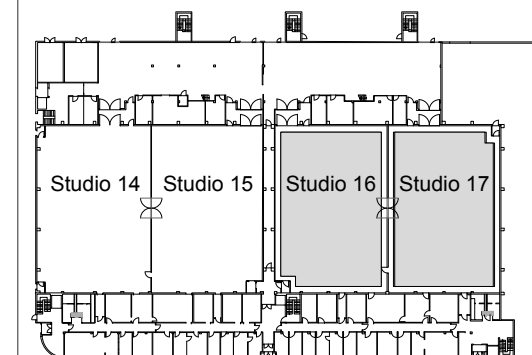
Studiofläche ges. 1478m²
Total Area 15909ft²

Studios 16/17
Baufläche 30,60 x 20,00m
30,60 x 19,60m

Bauhöhe max. 10,00m

Stages 16/17
Construction Area 100,37 x 65,60ft
100,37 x 64,29ft

Construction Height 32,80ft



max. Bodenbelastung 1000kg/m²
max. floor load capacity 200lb/ft²

Alle Maße sind vor Ort zu prüfen.
All measurements are to be checked on site.

Kontakt:

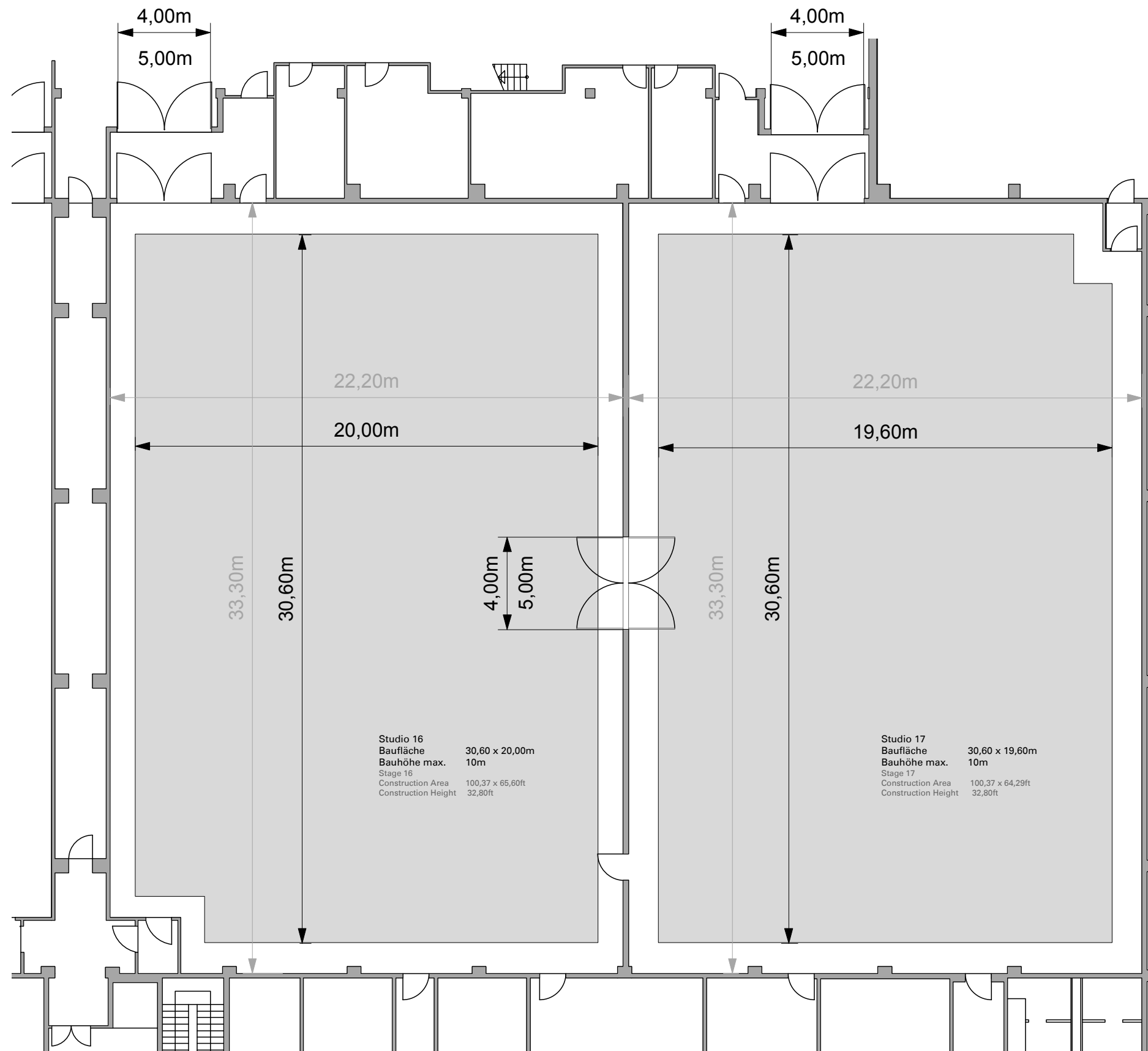
Contact: Stage Rental

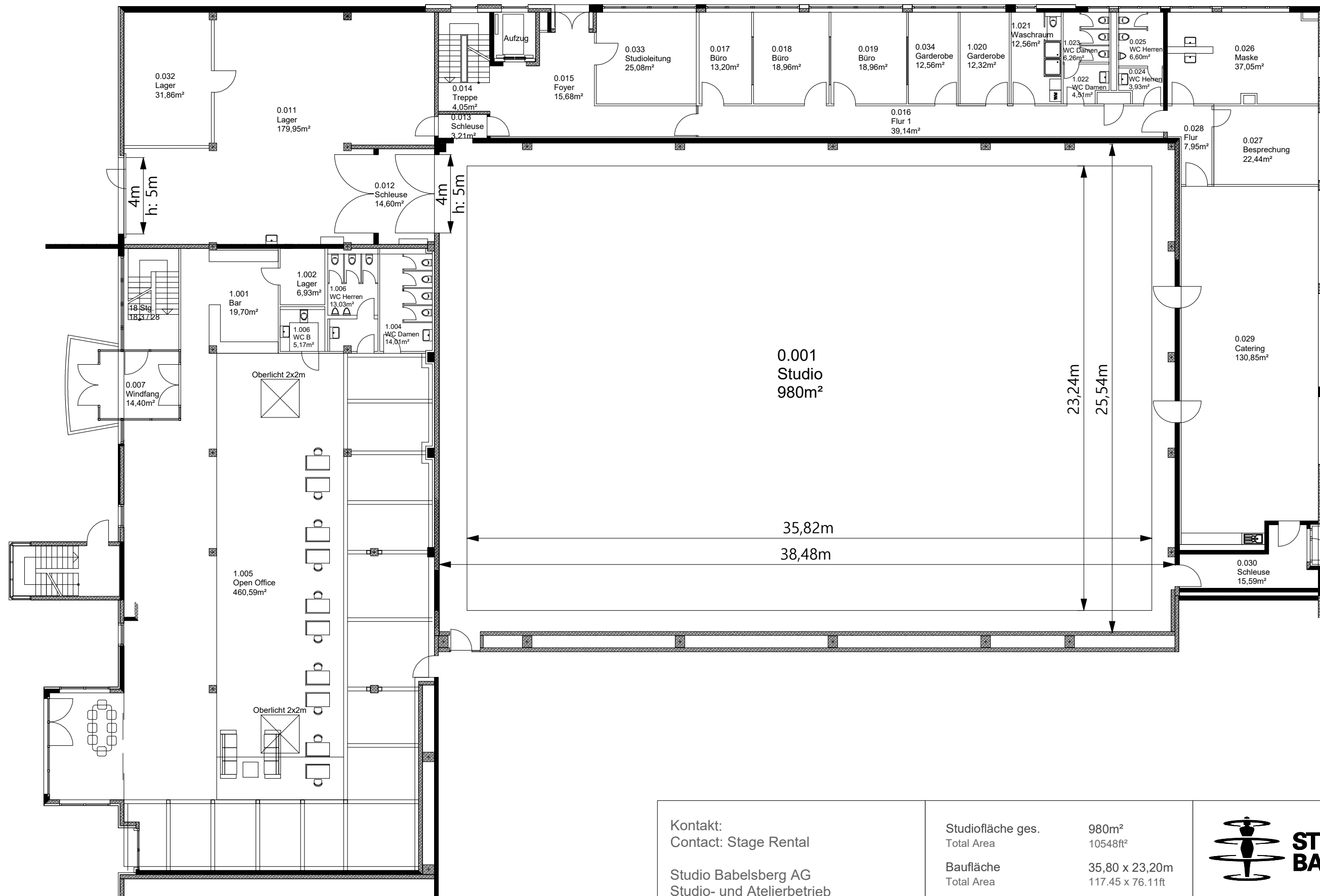
Studio Babelsberg AG
Studio- und Atelierbetrieb
August-Bebel-Straße 26-53
14482 Potsdam

+49 (0) 331 / 721 21 06

StageRental@studiobabelsberg.com

www.studiobabelsberg.com





Kontakt:
 Contact: Stage Rental

Studio Babelsberg AG
 Studio- und Atelierbetrieb
 August-Bebel-Straße 26-53
 14482 Potsdam

+49 (0) 331 / 721 21 06
 StageRental@studiobabelsberg.com

www.studiobabelsberg.com

Studiofläche ges.	980m ²
Total Area	10548ft ²
Baufläche	35,80 x 23,20m
Total Area	117.45 x 76.11ft
Bauhöhe	11m
Construction Height	36.8ft
max. Bodenbelastung	1000kg/m ²
max. Floor Load Capacity	200lb/ft ²

Alle Maße sind vor Ort zu prüfen.
 All measurements are to be checked on site.



STUDIO BABELSBERG

Fernsehzentrum
 Studio 22
 Stage 22

Grundriss M 1:200 @ A3
 Floor Plan 1:200

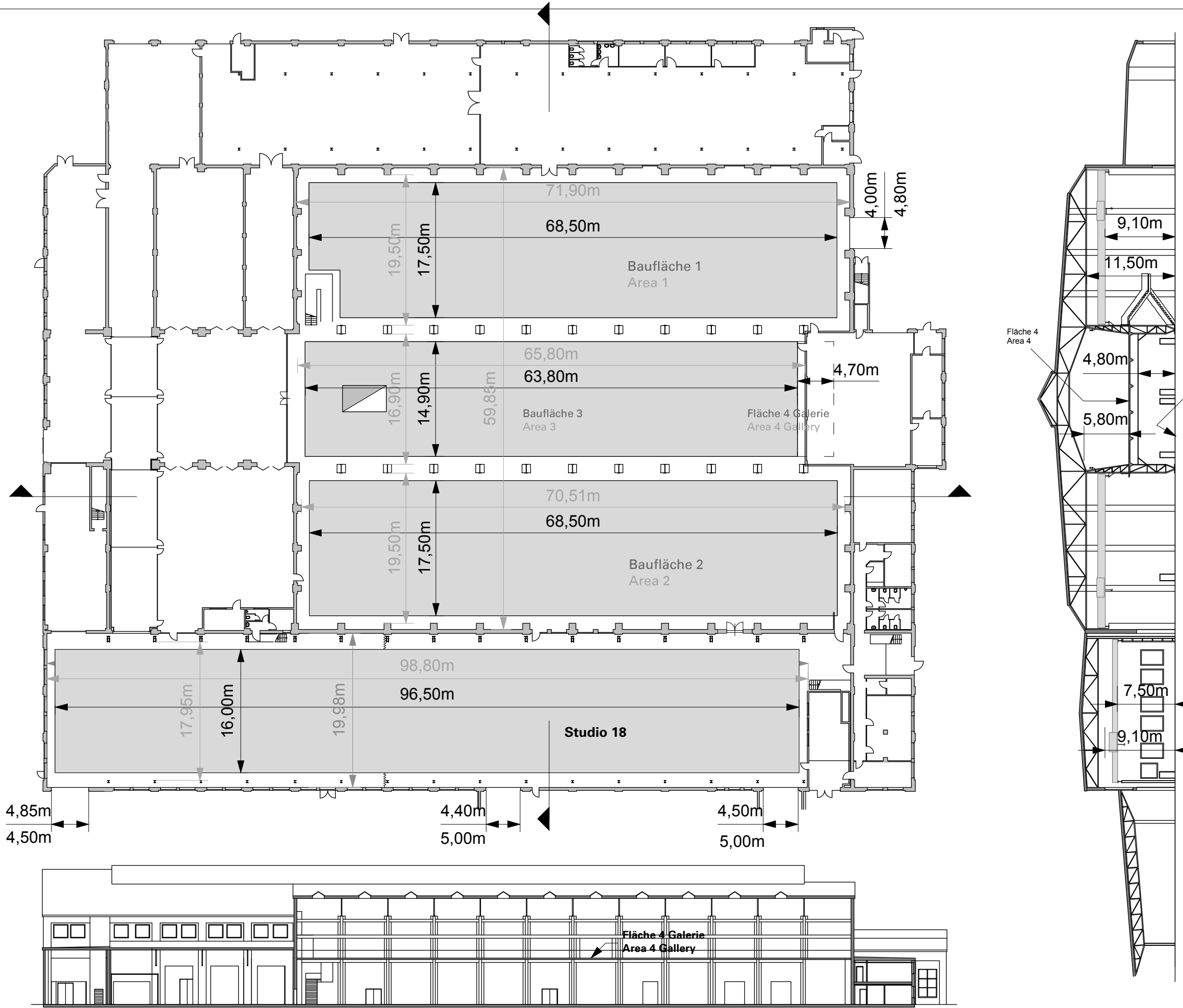
Neue Film 1

Studio 19 / 18

Stage 19 / 18

Grundriss M 1:500 @A3

Floor Plan 1:500



Studio 19	5445m ²
Total Area	58609ft ²
Baufläche 1	68,50 x 17,50m
Construction Area 1	224,68 x 57,40ft
Baufläche 2	68,50 x 17,50m
Construction Area 2	224,68 x 57,40ft
Bauhöhe max.	9,10m / 11,50m
Construction Height	29,85ft / 37,72ft
Baufläche 3	63,80 x 14,90m
Construction Area 3	209,26 x 48,87ft
Baufläche 4 Galerie	68,50 x 14,90m
Construction Area 4	224,68 x 48,54ft
Bauhöhe max.	4,80m / 5,80m
Construction Height	15,74ft / 19,02ft
Studio 18	2010m ²
Total Area	21628ft ²
Baufläche	96,50 x 16,00m
Construction Area	316,52 x 52,48ft
Bauhöhe max.	7,50m / 9,10m
Construction Height	24,60ft / 29,84ft
max. Bodenbelastung	1000kg/m ²
max. Floor Load Capacity	200lb/ft ²
Alle Maße sind vor Ort zu prüfen. All measurements are to be checked on site.	

Kontakt:

Contact: Stage Rental

Studio Babelsberg AG
Studio- und Atelierbetrieb
 August-Bebel-Straße 26-53
 14482 Potsdam

+49 (0) 331 / 721 21 06

StageRental@studiobabelsberg.com

www.studiobabelsberg.com

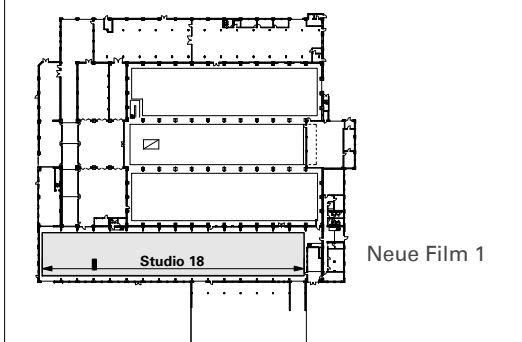
Neue Film 1

Studio 18
Stage 18

Grundriss M 1:200 @ A3
Floor Plan 1:200

Studiosfläche ges. Total Area	1975m ² 21248ft ²
Baufläche Total Area	54,00 x 16,00m 177.16 x 52.48ft
Bauhöhe Construction Height	7,50 / 9,10m 24.60 / 29.85ft
max. Bodenbelastung max. Floor Load Capacity	1000kg/m ² 200lb/ft ²

Alle Maße sind vor Ort zu prüfen.
All measurements are to be checked on site.

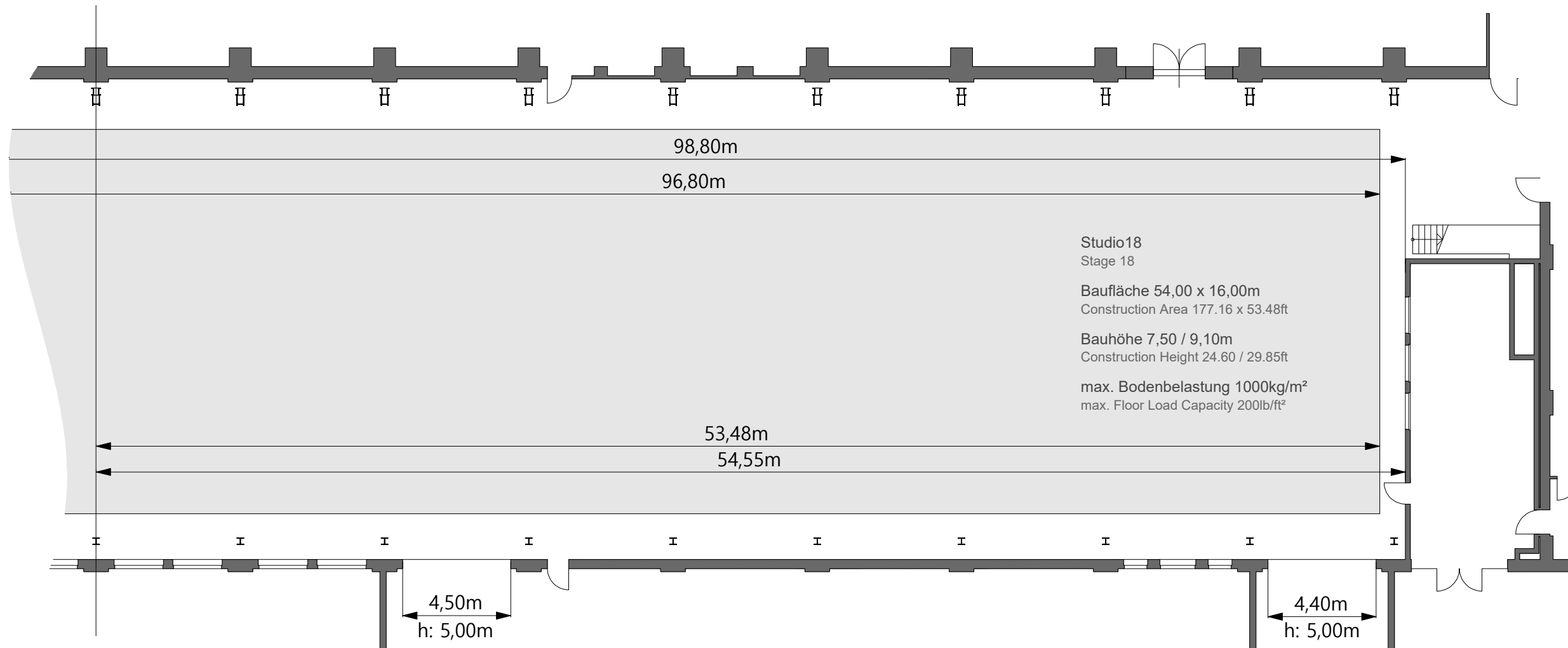
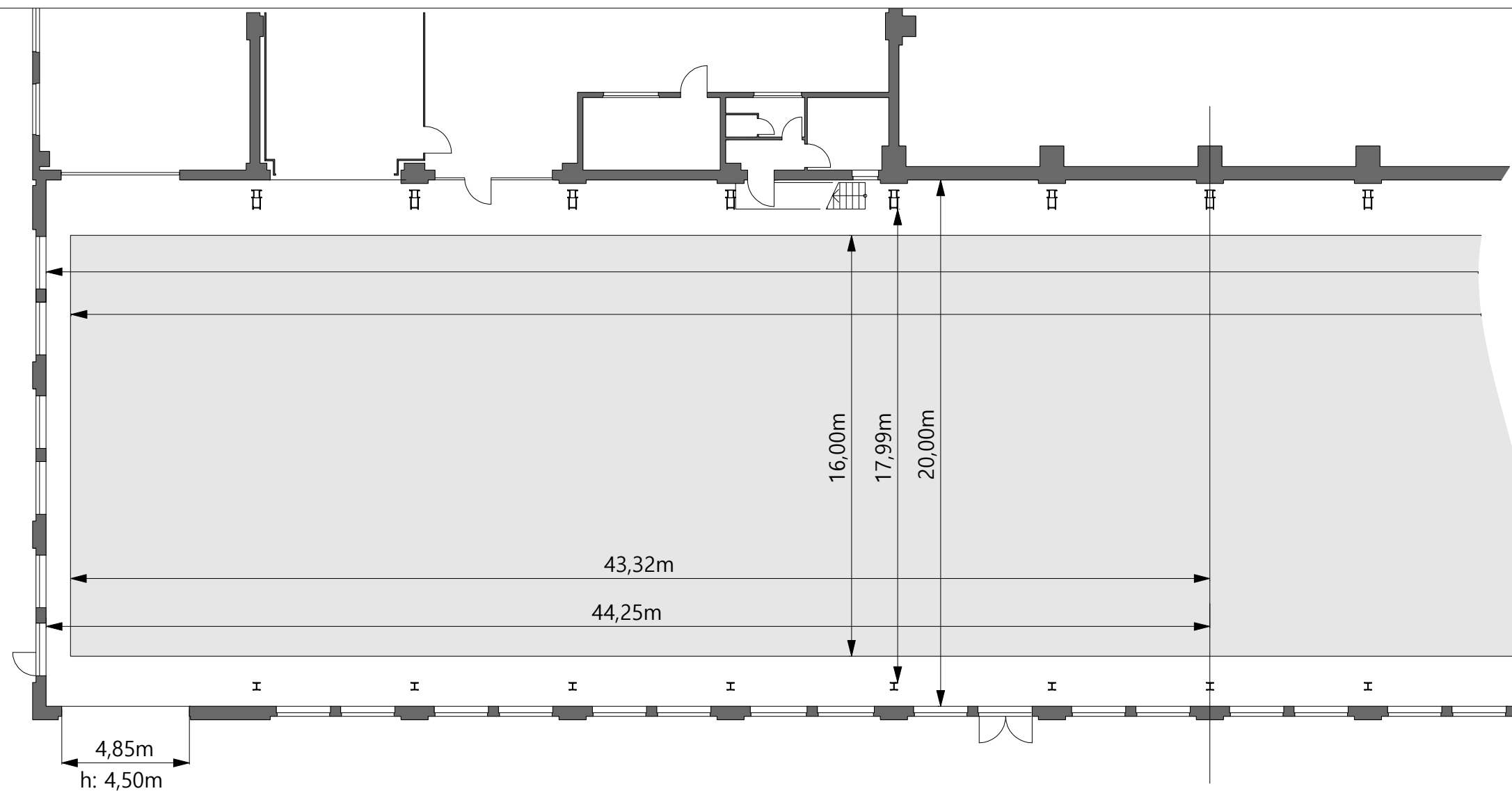


Kontakt:
Contact: Stage Rental

Studio Babelsberg AG
Studio- und Atelierbetrieb
August-Bebel-Straße 26-53
14482 Potsdam

+49 (0) 331 / 721 21 06
StageRental@studiobabelsberg.com

www.studiobabelsberg.com



Neue Film 1

Studio 19 Stage 19

Grundriss M 1:250 @A3
Floor Plan 1:250

Studiofläche ges. 5445m²
Total Area 58609ft²

Baufläche 1 68,50 x 17,50m
Construction Area 1 224,68 x 57,40ft

Baufläche 2 68,50 x 17,50m
Construction Area 2 224,68 x 57,40ft

Bauhöhe max. 9,10m / 11,50m
Construction Height 29,85ft / 37,72ft

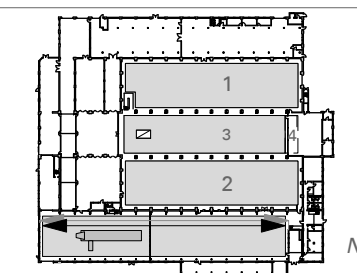
Baufläche 3 63,80 x 14,90m
Construction Area 3 209,26 x 48,87ft

Baufläche 4 Galerie 68,50 x 14,90m
Construction Area 4 224,68 x 48,54ft

Bauhöhe max. 4,80m / 5,80m
Construction Height 15,74ft / 19,02ft

max. Bodenbelastung (1,2,3) 1000kg/m²
max. Floor Load Capacity (1,2,3) 200lb/ft²

Alle Maße sind vor Ort zu prüfen.
All measurements are to be checked on site.



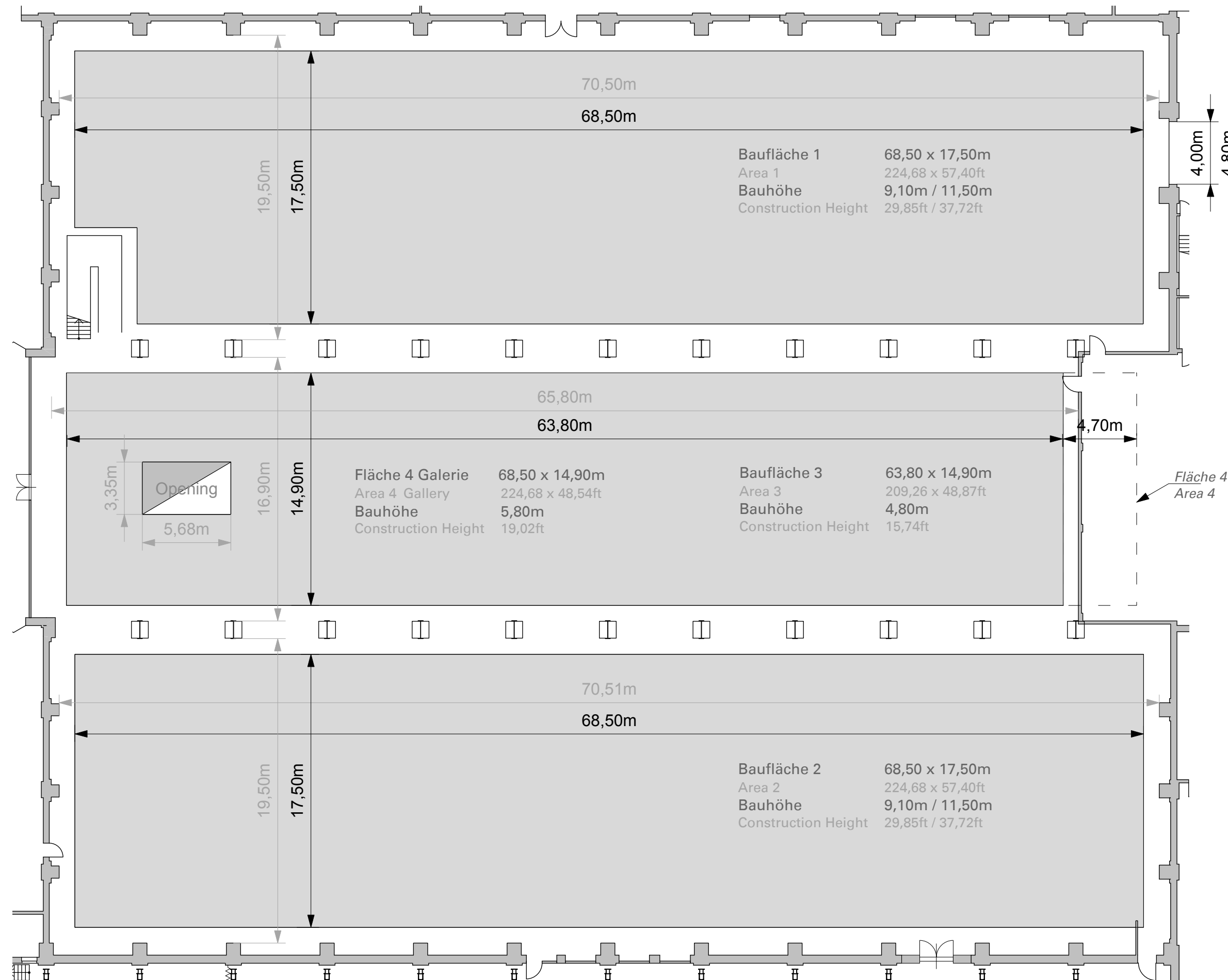
Neue Film 1

Kontakt:
Contact: Stage Rental

Studio Babelsberg AG
Studio- und Atelierbetrieb
August-Bebel-Straße 26-53
14482 Potsdam

+49 (0) 331 / 721 21 06
StageRental@studiobabelsberg.com

www.studiobabelsberg.com

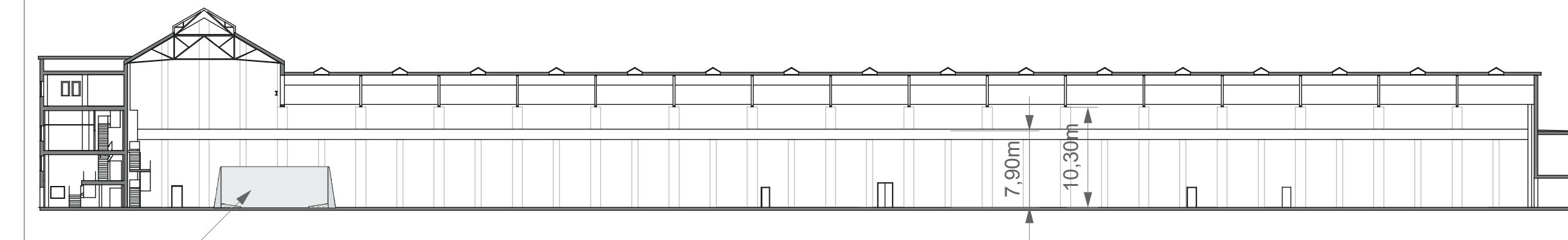


Neue Film 2

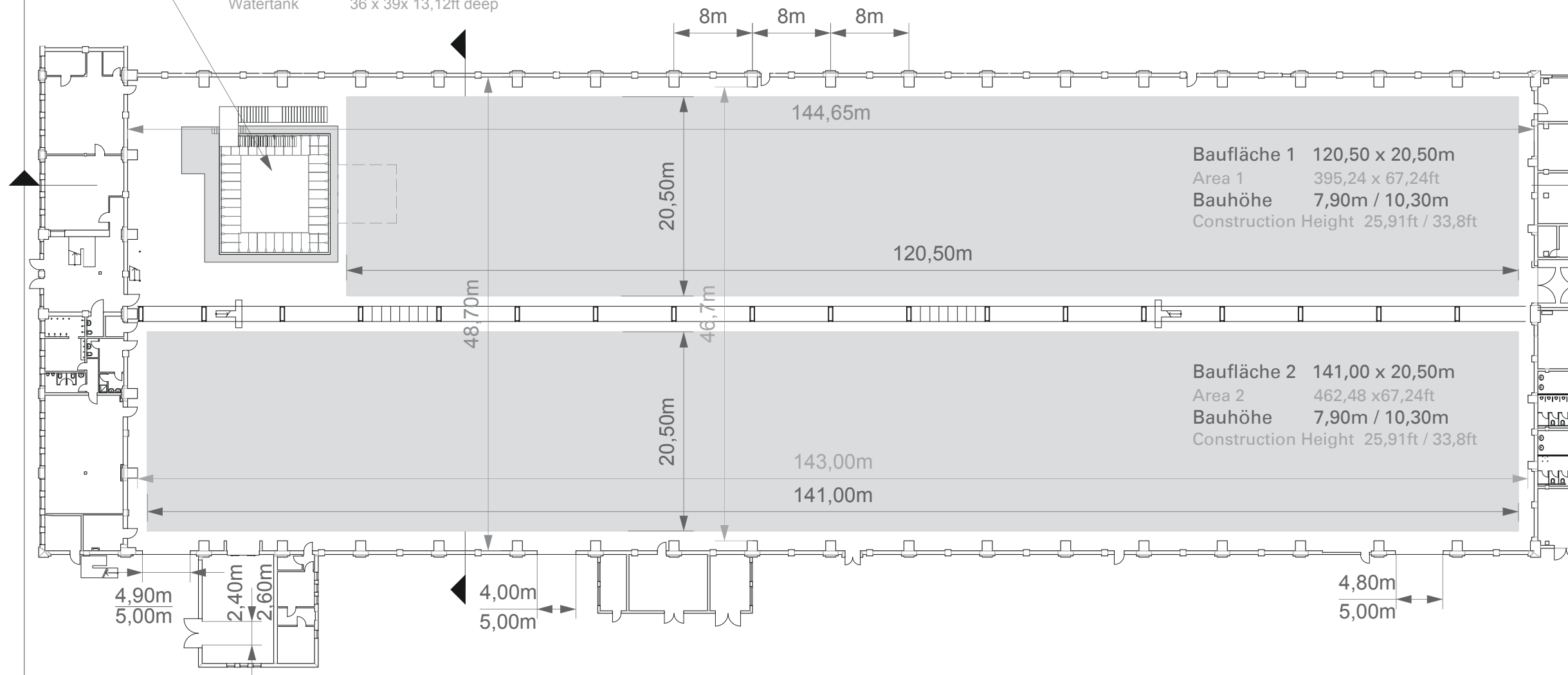
Studio 20

Stage 20

Grundriss M 1:500 @A3
Floor Plan 1:500



Wassertank 11 x 12 x 4,00m tief
Watertank 36 x 39x 13,12ft deep



Studiofläche ges. 6990m²
Total Area 75240ft²

Baufläche 1 120,50 x 20,50m
Construction Area 1 395,24 x 67,24ft

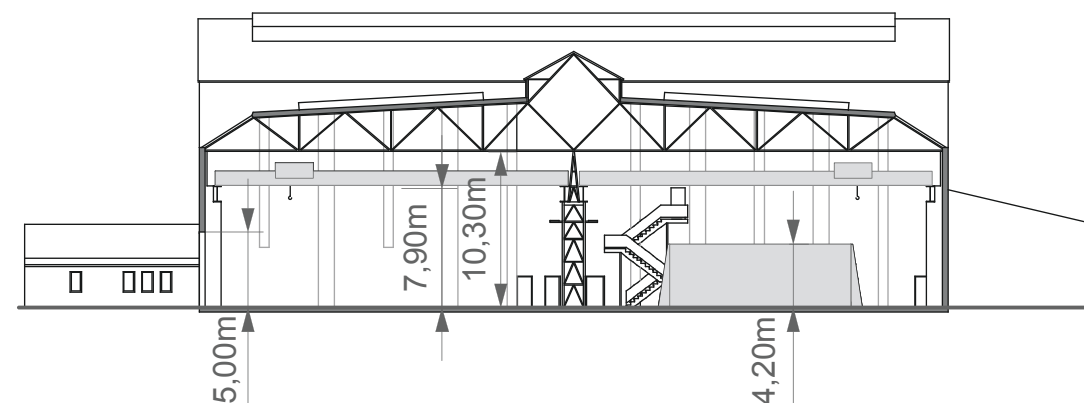
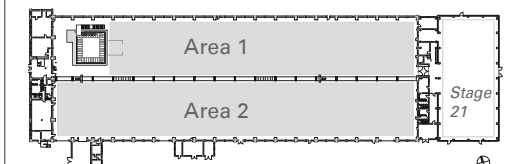
Baufläche 2 141,00 x 20,50m
Construction Area 2 462,48 x 67,24ft

Bauhöhe max. 7,90m / 10,30m
Construction Height 25,91ft / 33,8ft

max. Bodenbelastung 1000kg/m²
max. Floor Load Capacity 200lb/ft²

Alle Maße sind vor Ort zu prüfen.
All measurements are to be checked on site.

Stage 20



Kontakt:

Contact: Stage Rental

Studio Babelsberg AG
Studio- und Atelierbetrieb
August-Bebel-Straße 26-53
14482 Potsdam

+49 (0) 331 / 721 21 06

StageRental@studiobabelsberg.com

www.studiobabelsberg.com

Neue Film 2

Studio 21 Stage 21

Grundriss M 1:250 @A3
Floor Plan 1:250

Studiofläche ges. 1176m²
Total Area 12652ft²

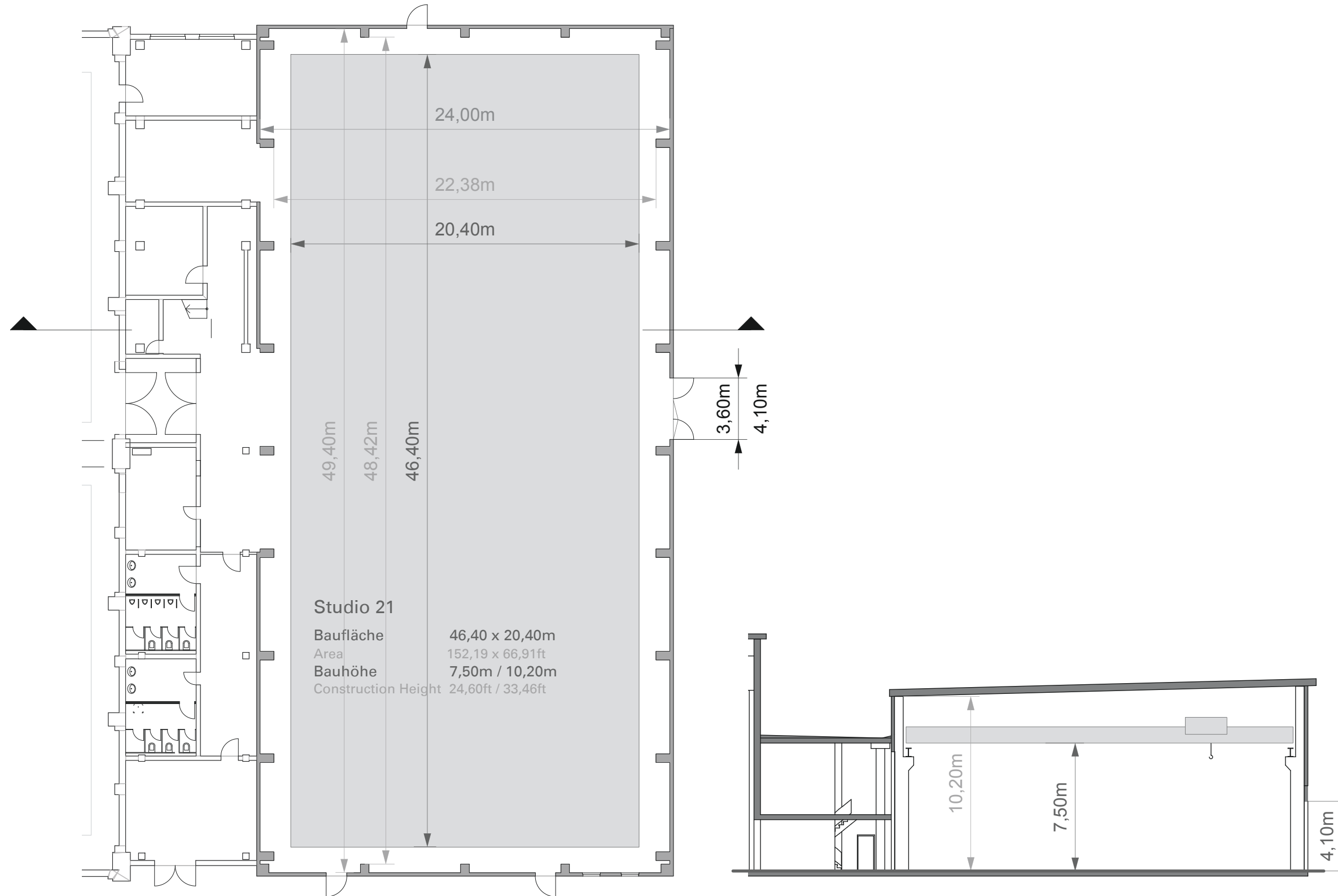
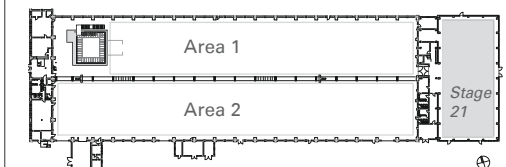
Baufläche 46,40 x 20,40m
Construction Area 152,19 x 66,91ft

Bauhöhe max. 7,50m / 10,20m
Construction Height 24,60ft / 33,46ft

max. Bodenbelastung 1000kg/m²
max. Floor Load Capacity 200lb/ft²

Alle Maße sind vor Ort zu prüfen.
All measurements are to be checked on site.

Stage 20/21



Kontakt:

Contact: Stage Rental

Studio Babelsberg AG
Studio- und Atelierbetrieb
August-Bebel-Straße 26-53
14482 Potsdam

+49 (0) 331 / 721 21 06

StageRental@studiobabelsberg.com

www.studiobabelsberg.com